

**Return of Private Foundation  
or Section 4947(a)(1) Nonexempt Charitable Trust  
Treated as a Private Foundation**

**2007**

Department of the Treasury  
Internal Revenue Service (77)

Note: The foundation may be able to use a copy of this return to satisfy state reporting requirements.

For calendar year 2007, or tax year beginning \_\_\_\_\_, and ending \_\_\_\_\_

G Check all that apply:  Initial return  Final return  Amended return  Address change  Name change

Use the IRS label. Otherwise, print or type. See Specific Instructions.	Name of foundation <b>MINNIE B. LEONETTE FAMILY FOUNDATION</b>	A Employer identification number <b>94-3207139</b>
	Number and street (or P.O. box number if mail is not delivered to street address) Room/suite <b>4747 CAUGHLIN PARKWAY STE 2</b>	B Telephone number <b>(775) 828-1433</b>
	City or town, state, and ZIP code <b>RENO, NV 89509</b>	C If exemption application is pending, check here <input type="checkbox"/> D 1. Foreign organizations, check here <input type="checkbox"/> 2. Foreign organizations meeting the 85% test, check here and attach computation <input type="checkbox"/>

H Check type of organization:  Section 501(c)(3) exempt private foundation  
 Section 4947(a)(1) nonexempt charitable trust  Other taxable private foundation

I Fair market value of all assets at end of year (from Part II, col. (c), line 16) **\$ 5,446,551.**  
 J Accounting method:  Cash  Accrual  Other (specify) \_\_\_\_\_  
 (Part I, column (d) must be on cash basis.)

Part I Analysis of Revenue and Expenses <small>(The total of amounts in columns (b), (c), and (d) may not necessarily equal the amounts in column (a).)</small>	(a) Revenue and expenses per books	(b) Net investment income	(c) Adjusted net income	(d) Disbursements for charitable purposes (cash basis only)
1 Contributions, gifts, grants, etc., received .....			N/A	
2 Check <input checked="" type="checkbox"/> if the foundation is not required to attach Sch. B				
3 Interest on savings and temporary cash investments .....	24.	24.		STATEMENT 1
4 Dividends and interest from securities .....	109,152.	109,152.		STATEMENT 2
5a Gross rents .....				
b Net rental income or (loss) .....				
6a Net gain or (loss) from sale of assets not on line 10 .....	700,918.			
b Gross sales price for all assets on line 6a .....	2,047,230.			
7 Capital gain net income (from Part IV, line 2) .....		700,918.		
8 Net short-term capital gain .....				
9 Income modifications .....				
10a Gross sales less returns and allowances .....				
b Less: Cost of goods sold .....				
c Gross profit or (loss) .....				
11 Other income .....	1,254.	1,254.		STATEMENT 3
12 Total. Add lines 1 through 11 .....	811,348.	811,348.		
13 Compensation of officers, directors, trustees, etc. ....	93,500.	27,150.		58,800.
14 Other employee salaries and wages .....				
15 Pension plans, employee benefits .....				
16a Legal fees .....	2,759.	0.		0.
b Accounting fees .....	7,220.	1,438.		0.
c Other professional fees .....				
17 Interest .....				
18 Taxes .....	10,388.	6,987.		2,915.
19 Depreciation and depletion .....	251.	0.		
20 Occupancy .....	8,625.	4,313.		4,312.
21 Travel, conferences, and meetings .....				
22 Printing and publications .....				
23 Other expenses .....	76,156.	62,147.		0.
24 Total operating and administrative expenses. Add lines 13 through 23 .....	198,899.	102,035.		66,027.
25 Contributions, gifts, grants paid .....	216,500.			216,500.
26 Total expenses and disbursements. Add lines 24 and 25 .....	415,399.	102,035.		282,527.
27 Subtract line 26 from line 12:				
a Excess of revenue over expenses and disbursements .....	395,949.			
b Net investment income (if negative, enter -0-) .....		709,313.		
c Adjusted net income (if negative, enter -0-) .....			N/A	

Part II Balance Sheets		Attached schedules and amounts in the description column should be for end-of-year amounts only.			
		Beginning of year	End of year		
		(a) Book Value	(b) Book Value	(c) Fair Market Value	
Assets	1	Cash - non-interest-bearing			
	2	Savings and temporary cash investments	187,871.	321,110.	321,110.
	3	Accounts receivable			
		Less: allowance for doubtful accounts			
	4	Pledges receivable			
		Less: allowance for doubtful accounts			
	5	Grants receivable			
	6	Receivables due from officers, directors, trustees, and other disqualified persons			
	7	Other notes and loans receivable			
		Less: allowance for doubtful accounts			
	8	Inventories for sale or use			
	9	Prepaid expenses and deferred charges			
	10a	Investments - U.S. and state government obligations			
	b	Investments - corporate stock STMT 8	3,777,681.	4,039,296.	5,123,971.
	c	Investments - corporate bonds			
	11	Investments - land, buildings, and equipment basis			
	Less: accumulated depreciation				
12	Investments - mortgage loans				
13	Investments - other				
14	Land, buildings, and equipment: basis 1,721.				
	Less: accumulated depreciation STMT 9 251.		1,470.	1,470.	
15	Other assets (describe LEASE DEPOSIT)	375.	0.	0.	
16	<b>Total assets (to be completed by all filers)</b>	<b>3,965,927.</b>	<b>4,361,876.</b>	<b>5,446,551.</b>	
Liabilities	17	Accounts payable and accrued expenses			
	18	Grants payable			
	19	Deferred revenue			
	20	Loans from officers, directors, trustees, and other disqualified persons			
	21	Mortgages and other notes payable			
	22	Other liabilities (describe)			
23	<b>Total liabilities (add lines 17 through 22)</b>	<b>0.</b>	<b>0.</b>		
Net Assets or Fund Balances	Foundations that follow SFAS 117, check here <input type="checkbox"/> and complete lines 24 through 26 and lines 30 and 31.				
	24	Unrestricted			
	25	Temporarily restricted			
	26	Permanently restricted			
	Foundations that do not follow SFAS 117, check here <input checked="" type="checkbox"/> and complete lines 27 through 31.				
	27	Capital stock, trust principal, or current funds	0.	0.	
	28	Paid-in or capital surplus, or land, bldg., and equipment fund	0.	0.	
	29	Retained earnings, accumulated income, endowment, or other funds	3,965,927.	4,361,876.	
30	<b>Total net assets or fund balances</b>	<b>3,965,927.</b>	<b>4,361,876.</b>		
31	<b>Total liabilities and net assets/fund balances</b>	<b>3,965,927.</b>	<b>4,361,876.</b>		

Part III Analysis of Changes in Net Assets or Fund Balances

1	Total net assets or fund balances at beginning of year - Part II, column (a), line 30 (must agree with end-of-year figure reported on prior year's return)	1	3,965,927.
2	Enter amount from Part I, line 27a	2	395,949.
3	Other increases not included in line 2 (itemize)	3	0.
4	Add lines 1, 2, and 3	4	4,361,876.
5	Decreases not included in line 2 (itemize)	5	0.
6	Total net assets or fund balances at end of year (line 4 minus line 5) - Part II, column (b), line 30	6	4,361,876.

**Part IV Capital Gains and Losses for Tax on Investment Income**

1a	(a) List and describe the kind(s) of property sold (e.g., real estate, 2-story brick warehouse; or common stock, 200 shs. MLC Co.)	(b) How acquired P - Purchase D - Donation	(c) Date acquired (mo., day, yr.)	(d) Date sold (mo., day, yr.)
b	SEE ATTACHED STATEMENT			
c				
d				
e				

	(e) Gross sales price	(f) Depreciation allowed (or allowable)	(g) Cost or other basis plus expense of sale	(h) Gain or (loss) (e) plus (f) minus (g)
a				
b				
c				
d				
e	2,047,230.		1,346,312.	700,918.

Complete only for assets showing gain in column (h) and owned by the foundation on 12/31/69

	(i) F.M.V. as of 12/31/69	(j) Adjusted basis as of 12/31/69	(k) Excess of col. (i) over col. (j), if any	(l) Gains (Col. (h) gain minus col. (k), but not less than -0-) or Losses (from col. (h))
a				
b				
c				
d				
e				700,918.

2	Capital gain net income or (net capital loss) { If gain, also enter in Part I, line 7 If (loss), enter -0- in Part I, line 7 }	2	700,918.
3	Net short-term capital gain or (loss) as defined in sections 1222(5) and (6): If gain, also enter in Part I, line 8, column (c) If (loss), enter -0- in Part I, line 8	3	N/A

**Part V Qualification Under Section 4940(e) for Reduced Tax on Net Investment Income**

(For optional use by domestic private foundations subject to the section 4940(a) tax on net investment income.)

If section 4940(d)(2) applies, leave this part blank.

Was the foundation liable for the section 4942 tax on the distributable amount of any year in the base period?  Yes  No

If "Yes," the foundation does not qualify under section 4940(e). Do not complete this part.

1 Enter the appropriate amount in each column for each year; see instructions before making any entries.

(a) Base period years Calendar year (or tax year beginning in)	(b) Adjusted qualifying distributions	(c) Net value of noncharitable-use assets	(d) Distribution ratio (col. (b) divided by col. (c))
2006	287,299.	5,200,708.	.055242
2005	232,500.	4,885,428.	.047591
2004	215,300.	4,700,540.	.045803
2003	239,330.	4,129,372.	.057958
2002	263,700.	4,410,064.	.059795

2	Total of line 1, column (d)	2	.266389
3	Average distribution ratio for the 5-year base period - divide the total on line 2 by 5, or by the number of years the foundation has been in existence if less than 5 years	3	.053278
4	Enter the net value of noncharitable-use assets for 2007 from Part X, line 5	4	5,497,888.
5	Multiply line 4 by line 3	5	292,916.
6	Enter 1% of net investment income (1% of Part I, line 27b)	6	7,093.
7	Add lines 5 and 6	7	300,009.
8	Enter qualifying distributions from Part XII, line 4	8	282,527.

If line 8 is equal to or greater than line 7, check the box in Part VI, line 1b, and complete that part using a 1% tax rate. See the Part VI instructions.

Part VI Excise Tax Based on Investment Income (Section 4940(a), 4940(b), 4940(e), or 4948 - see instructions)

Table with 11 rows for excise tax calculations. Includes sub-rows 6a-6d for credits. Total tax due is 7,584. Includes handwritten notes: 'Pd 4/29/08' and 'Oct 16 89'.

Part VII-A Statements Regarding Activities

Table with 10 rows of activity statements. Columns for 'Yes' and 'No'. Includes questions about political campaigns, unrelated business income, and substantial contributors. Handwritten 'N/A' is present for question 4b.

Part VII-A Statements Regarding Activities (continued)

11a At any time during the year, did the foundation, directly or indirectly, own a controlled entity within the meaning of section 512(b)(13)?
11b If "Yes," did the foundation have a binding written contract in effect on August 17, 2006, covering the interest, rents, royalties, and annuities described in the attachment for line 11a?
12 Did the foundation acquire a direct or indirect interest in any applicable insurance contract?
13 Did the foundation comply with the public inspection requirements for its annual returns and exemption application?
Website address WWW.LEONETTEFOUNDATION.ORG
14 The books are in care of T.A. NIGRO Telephone no. (775) 828-1433
Located at 4747 CAUGHLIN PARKWAY STE 2, RENO, NV ZIP+4 89509
15 Section 4947(a)(1) nonexempt charitable trusts filing Form 990-PF in lieu of Form 1041 - Check here and enter the amount of tax-exempt interest received or accrued during the year 15 N/A

Part VII-B Statements Regarding Activities for Which Form 4720 May Be Required

File Form 4720 if any item is checked in the "Yes" column, unless an exception applies.

1a During the year did the foundation (either directly or indirectly):
(1) Engage in the sale or exchange, or leasing of property with a disqualified person?
(2) Borrow money from, lend money to, or otherwise extend credit to (or accept it from) a disqualified person?
(3) Furnish goods, services, or facilities to (or accept them from) a disqualified person?
(4) Pay compensation to, or pay or reimburse the expenses of, a disqualified person?
(5) Transfer any income or assets to a disqualified person (or make any of either available for the benefit or use of a disqualified person)?
(6) Agree to pay money or property to a government official?
b If any answer is "Yes" to 1a(1)-(6), did any of the acts fail to qualify under the exceptions described in Regulations section 53.4941(d)-3 or in a current notice regarding disaster assistance (see page 22 of the instructions)?
c Did the foundation engage in a prior year in any of the acts described in 1a, other than excepted acts, that were not corrected before the first day of the tax year beginning in 2007?
2 Taxes on failure to distribute income (section 4942) (does not apply for years the foundation was a private operating foundation defined in section 4942(j)(3) or 4942(j)(5)):
a At the end of tax year 2007, did the foundation have any undistributed income (lines 6d and 6e, Part XIII) for tax year(s) beginning before 2007?
b Are there any years listed in 2a for which the foundation is not applying the provisions of section 4942(a)(2) (relating to incorrect valuation of assets) to the year's undistributed income?
c If the provisions of section 4942(a)(2) are being applied to any of the years listed in 2a, list the years here.
3a Did the foundation hold more than a 2% direct or indirect interest in any business enterprise at any time during the year?
b If "Yes," did it have excess business holdings in 2007 as a result of (1) any purchase by the foundation or disqualified persons after May 26, 1969; (2) the lapse of the 5-year period (or longer period approved by the Commissioner under section 4943(c)(7)) to dispose of holdings acquired by gift or bequest; or (3) the lapse of the 10-, 15-, or 20-year first phase holding period?
4a Did the foundation invest during the year any amount in a manner that would jeopardize its charitable purposes?
b Did the foundation make any investment in a prior year (but after December 31, 1969) that could jeopardize its charitable purpose that had not been removed from jeopardy before the first day of the tax year beginning in 2007?

**Part VII-B Statements Regarding Activities for Which Form 4720 May Be Required** (continued)

5a During the year did the foundation pay or incur any amount to:

- (1) Carry on propaganda, or otherwise attempt to influence legislation (section 4945(e))?  Yes  No
- (2) Influence the outcome of any specific public election (see section 4955); or to carry on, directly or indirectly, any voter registration drive?  Yes  No
- (3) Provide a grant to an individual for travel, study, or other similar purposes?  Yes  No
- (4) Provide a grant to an organization other than a charitable, etc., organization described in section 509(a)(1), (2), or (3), or section 4940(d)(2)?  Yes  No
- (5) Provide for any purpose other than religious, charitable, scientific, literary, or educational purposes, or for the prevention of cruelty to children or animals?  Yes  No

b If any answer is "Yes" to 5a(1)-(5), did any of the transactions fail to qualify under the exceptions described in Regulations section 53.4945 or in a current notice regarding disaster assistance (see instructions)?  Yes  No  
 Organizations relying on a current notice regarding disaster assistance check here

c If the answer is "Yes" to question 5a(4), does the foundation claim exemption from the tax because it maintained expenditure responsibility for the grant?  Yes  No  
 If "Yes," attach the statement required by Regulations section 53.4945-5(d).

6a Did the foundation, during the year, receive any funds, directly or indirectly, to pay premiums on a personal benefit contract?  Yes  No

b Did the foundation, during the year, pay premiums, directly or indirectly, on a personal benefit contract?  Yes  No  
 If you answered "Yes" to 6b, also file Form 8870.

7a At any time during the tax year, was the foundation a party to a prohibited tax shelter transaction?  Yes  No

b If yes, did the foundation receive any proceeds or have any net income attributable to the transaction?  Yes  No

5b		
6b		X
7b		

**Part VIII Information About Officers, Directors, Trustees, Foundation Managers, Highly Paid Employees, and Contractors**

1 List all officers, directors, trustees, foundation managers and their compensation.

(a) Name and address	(b) Title, and average hours per week devoted to position	(c) Compensation (If not paid, enter -0-)	(d) Contributions to employee benefit plans and deferred compensation	(e) Expense account, other allowances
SEE STATEMENT 10		93,500.	0.	0.

2 Compensation of five highest-paid employees (other than those included on line 1). If none, enter "NONE."

(a) Name and address of each employee paid more than \$50,000	(b) Title and average hours per week devoted to position	(c) Compensation	(d) Contributions to employee benefit plans and deferred compensation	(e) Expense account, other allowances
NONE				

Total number of other employees paid over \$50,000  0

**Part VIII** Information About Officers, Directors, Trustees, Foundation Managers, Highly Paid Employees, and Contractors (continued)

**3** Five highest-paid independent contractors for professional services. If none, enter "NONE."

(a) Name and address of each person paid more than \$50,000	(b) Type of service	(c) Compensation
NONE		

Total number of others receiving over \$50,000 for professional services ..... 0

**Part IX-A** Summary of Direct Charitable Activities

List the foundation's four largest direct charitable activities during the tax year. Include relevant statistical information such as the number of organizations and other beneficiaries served, conferences convened, research papers produced, etc.	Expenses
1 N/A	
2	
3	
4	

**Part IX-B** Summary of Program-Related Investments

Describe the two largest program-related investments made by the foundation during the tax year on lines 1 and 2.	Amount
1 N/A	
2	
All other program-related investments. See instructions.	
3	

Total. Add lines 1 through 3 ..... 0.

**Part X Minimum Investment Return** (All domestic foundations must complete this part. Foreign foundations, see instructions.)

<b>1</b>	Fair market value of assets not used (or held for use) directly in carrying out charitable, etc., purposes:		
<b>a</b>	Average monthly fair market value of securities	<b>1a</b>	5,304,951.
<b>b</b>	Average of monthly cash balances	<b>1b</b>	276,661.
<b>c</b>	Fair market value of all other assets	<b>1c</b>	
<b>d</b>	<b>Total</b> (add lines 1a, b, and c)	<b>1d</b>	5,581,612.
<b>e</b>	Reduction claimed for blockage or other factors reported on lines 1a and 1c (attach detailed explanation)	<b>1e</b>	0.
<b>2</b>	Acquisition indebtedness applicable to line 1 assets	<b>2</b>	0.
<b>3</b>	Subtract line 2 from line 1d	<b>3</b>	5,581,612.
<b>4</b>	Cash deemed held for charitable activities. Enter 1 1/2% of line 3 (for greater amount, see instructions)	<b>4</b>	83,724.
<b>5</b>	<b>Net value of noncharitable-use assets.</b> Subtract line 4 from line 3. Enter here and on Part V, line 4	<b>5</b>	5,497,888.
<b>6</b>	<b>Minimum investment return.</b> Enter 5% of line 5	<b>6</b>	274,894.

**Part XI Distributable Amount** (see instructions) (Section 4942(j)(3) and (j)(5) private operating foundations and certain foreign organizations check here  and do not complete this part.)

<b>1</b>	Minimum investment return from Part X, line 6	<b>1</b>	274,894.
<b>2a</b>	Tax on investment income for 2007 from Part VI, line 5	<b>2a</b>	14,186.
<b>b</b>	Income tax for 2007. (This does not include the tax from Part VI.)	<b>2b</b>	
<b>c</b>	Add lines 2a and 2b	<b>2c</b>	14,186.
<b>3</b>	Distributable amount before adjustments. Subtract line 2c from line 1	<b>3</b>	260,708.
<b>4</b>	Recoveries of amounts treated as qualifying distributions	<b>4</b>	0.
<b>5</b>	Add lines 3 and 4	<b>5</b>	260,708.
<b>6</b>	Deduction from distributable amount (see instructions)	<b>6</b>	0.
<b>7</b>	<b>Distributable amount as adjusted.</b> Subtract line 6 from line 5. Enter here and on Part XIII, line 1	<b>7</b>	260,708.

**Part XII Qualifying Distributions** (see instructions)

<b>1</b>	Amounts paid (including administrative expenses) to accomplish charitable, etc., purposes:		
<b>a</b>	Expenses, contributions, gifts, etc. - total from Part I, column (d), line 26	<b>1a</b>	282,527.
<b>b</b>	Program-related investments - total from Part IX-B	<b>1b</b>	0.
<b>2</b>	Amounts paid to acquire assets used (or held for use) directly in carrying out charitable, etc., purposes	<b>2</b>	
<b>3</b>	Amounts set aside for specific charitable projects that satisfy the:		
<b>a</b>	Suitability test (prior IRS approval required)	<b>3a</b>	
<b>b</b>	Cash distribution test (attach the required schedule)	<b>3b</b>	
<b>4</b>	<b>Qualifying distributions.</b> Add lines 1a through 3b. Enter here and on Part V, line 8, and Part XIII, line 4	<b>4</b>	282,527.
<b>5</b>	Foundations that qualify under section 4940(e) for the reduced rate of tax on net investment income. Enter 1% of Part I, line 27b	<b>5</b>	0.
<b>6</b>	<b>Adjusted qualifying distributions.</b> Subtract line 5 from line 4	<b>6</b>	282,527.

Note: The amount on line 6 will be used in Part V, column (b), in subsequent years when calculating whether the foundation qualifies for the section 4940(e) reduction of tax in those years.

**Part XIII Undistributed Income** (see instructions)

	(a) Corpus	(b) Years prior to 2006	(c) 2006	(d) 2007
<b>1</b> Distributable amount for 2007 from Part XI, line 7				260,708.
<b>2</b> Undistributed income, if any, as of the end of 2006:				
<b>a</b> Enter amount for 2006 only			164,190.	
<b>b</b> Total for prior years:		0.		
<b>3</b> Excess distributions carryover, if any, to 2007:				
<b>a</b> From 2002				
<b>b</b> From 2003				
<b>c</b> From 2004				
<b>d</b> From 2005				
<b>e</b> From 2006				
<b>f</b> Total of lines 3a through e	0.			
<b>4</b> Qualifying distributions for 2007 from Part XII, line 4: ▶ \$ 282,527.				
<b>a</b> Applied to 2006, but not more than line 2a			164,190.	
<b>b</b> Applied to undistributed income of prior years (Election required - see instructions)		0.		
<b>c</b> Treated as distributions out of corpus (Election required - see instructions)	0.			
<b>d</b> Applied to 2007 distributable amount				118,337.
<b>e</b> Remaining amount distributed out of corpus	0.			
<b>5</b> Excess distributions carryover applied to 2007 (If an amount appears in column (d), the same amount must be shown in column (a).)	0.			0.
<b>6</b> Enter the net total of each column as indicated below:				
<b>a</b> Corpus. Add lines 3f, 4c, and 4e. Subtract line 5	0.			
<b>b</b> Prior years' undistributed income. Subtract line 4b from line 2b		0.		
<b>c</b> Enter the amount of prior years' undistributed income for which a notice of deficiency has been issued, or on which the section 4942(a) tax has been previously assessed		0.		
<b>d</b> Subtract line 6c from line 6b. Taxable amount - see instructions		0.		
<b>e</b> Undistributed income for 2006. Subtract line 4a from line 2a. Taxable amount - see instr.			0.	
<b>f</b> Undistributed income for 2007. Subtract lines 4d and 5 from line 1. This amount must be distributed in 2008				142,371.
<b>7</b> Amounts treated as distributions out of corpus to satisfy requirements imposed by section 170(b)(1)(F) or 4942(g)(3)	0.			
<b>8</b> Excess distributions carryover from 2002 not applied on line 5 or line 7	0.			
<b>9</b> Excess distributions carryover to 2008. Subtract lines 7 and 8 from line 6a	0.			
<b>10</b> Analysis of line 9:				
<b>a</b> Excess from 2003				
<b>b</b> Excess from 2004				
<b>c</b> Excess from 2005				
<b>d</b> Excess from 2006				
<b>e</b> Excess from 2007				

**Part XIV Private Operating Foundations** (see instructions and Part VII-A, question 9) N/A

**1 a** If the foundation has received a ruling or determination letter that it is a private operating foundation, and the ruling is effective for 2007, enter the date of the ruling ▶  
**b** Check box to indicate whether the foundation is a private operating foundation described in section  4942(j)(3) or  4942(j)(5)

	Tax year	Prior 3 years			(e) Total
	(a) 2007	(b) 2006	(c) 2005	(d) 2004	
<b>2 a</b> Enter the lesser of the adjusted net income from Part I or the minimum investment return from Part X for each year listed					
<b>b</b> 85% of line 2a					
<b>c</b> Qualifying distributions from Part XII, line 4 for each year listed					
<b>d</b> Amounts included in line 2c not used directly for active conduct of exempt activities					
<b>e</b> Qualifying distributions made directly for active conduct of exempt activities. Subtract line 2d from line 2c					
<b>3</b> Complete 3a, b, or c for the alternative test relied upon:					
<b>a</b> "Assets" alternative test - enter:					
<b>(1)</b> Value of all assets					
<b>(2)</b> Value of assets qualifying under section 4942(j)(3)(B)(i)					
<b>b</b> "Endowment" alternative test - enter 2/3 of minimum investment return shown in Part X, line 6 for each year listed					
<b>c</b> "Support" alternative test - enter:					
<b>(1)</b> Total support other than gross investment income (interest, dividends, rents, payments on securities loans (section 512(a)(5)), or royalties)					
<b>(2)</b> Support from general public and 5 or more exempt organizations as provided in section 4942(j)(3)(B)(iii)					
<b>(3)</b> Largest amount of support from an exempt organization					
<b>(4)</b> Gross investment income					

**Part XV Supplementary Information** (Complete this part only if the foundation had \$5,000 or more in assets at any time during the year-see the instructions.)

**1 Information Regarding Foundation Managers:**  
**a** List any managers of the foundation who have contributed more than 2% of the total contributions received by the foundation before the close of any tax year (but only if they have contributed more than \$5,000). (See section 507(d)(2).)  
 NONE

**b** List any managers of the foundation who own 10% or more of the stock of a corporation (or an equally large portion of the ownership of a partnership or other entity) of which the foundation has a 10% or greater interest.  
 NONE

**2 Information Regarding Contribution, Grant, Gift, Loan, Scholarship, etc., Programs:**  
 Check here  if the foundation only makes contributions to preselected charitable organizations and does not accept unsolicited requests for funds. If the foundation makes gifts, grants, etc. (see instructions) to individuals or organizations under other conditions, complete items 2a, b, c, and d.  
**a** The name, address, and telephone number of the person to whom applications should be addressed:

**SEE STATEMENT 11**

**b** The form in which applications should be submitted and information and materials they should include:  
**c** Any submission deadlines:  
**d** Any restrictions or limitations on awards, such as by geographical areas, charitable fields, kinds of institutions, or other factors:





Part XVII Information Regarding Transfers To and Transactions and Relationships With Noncharitable Exempt Organizations

- 1 Did the organization directly or indirectly engage in any of the following with any other organization described in section 501(c) of the Code... a Transfers from the reporting foundation to a noncharitable exempt organization of: (1) Cash (2) Other assets b Other transactions: (1) Sales of assets to a noncharitable exempt organization (2) Purchases of assets from a noncharitable exempt organization (3) Rental of facilities, equipment, or other assets (4) Reimbursement arrangements (5) Loans or loan guarantees (6) Performance of services or membership or fundraising solicitations c Sharing of facilities, equipment, mailing lists, other assets, or paid employees d If the answer to any of the above is "Yes," complete the following schedule.

Table with 4 columns: (a) Line no., (b) Amount involved, (c) Name of noncharitable exempt organization, (d) Description of transfers, transactions, and sharing arrangements. Content includes 'N/A' in column (c).

2a Is the foundation directly or indirectly affiliated with, or related to, one or more tax-exempt organizations described in section 501(c) of the Code (other than section 501(c)(3)) or in section 527? [ ] Yes [X] No

Table with 3 columns: (a) Name of organization, (b) Type of organization, (c) Description of relationship. Content includes 'N/A' in column (a).

Declaration of preparer: Under penalties of perjury, I declare that I have examined this return, including accompanying schedules and statements, and to the best of my knowledge and belief, it is true, correct, and complete. Declaration of preparer (other than taxpayer or fiduciary) is based on all information of which preparer has any knowledge. Signature of officer or trustee: Richard O. Kwapil, Date: 4/1/08, Title: RICHARD O. KWAPIL, PRESID. Preparer's signature: June Cox, Date: 3/31/08, Check if self-employed: [ ], Preparer's SSN or PTIN: P00054959, Firm's name (or yours if self-employed), address, and ZIP code: JUNE COX CPA, APC, 5595 KIETZKE LANE, SUITE 111, RENO, NV 89511, EIN: 26-1699029, Phone no.: 775-853-1000

**Part IV** Capital Gains and Losses for Tax on investment income

(a) List and describe the kind(s) of property sold, e.g., real estate, 2-story brick warehouse; or common stock, 200 shs. MLC Co.	(b) How acquired P - Purchase D - Donation	(c) Date acquired (mo., day, yr.)	(d) Date sold (mo., day, yr.)
1a ALLIANCE STOCK SALES - ST	P	VARIOUS	VARIOUS
b ALLIANCE STOCK SALES - LT	P	VARIOUS	VARIOUS
c DELAWARE STOCK SALES - ST	P	VARIOUS	VARIOUS
d DELAWARE STOCK SALES - LT	P	VARIOUS	VARIOUS
e GABELLI STOCK SALES - ST	P	VARIOUS	VARIOUS
f GABELLI STOCK SALES - LT	P	VARIOUS	VARIOUS
g LATEEF STOCK SALES - ST	P	VARIOUS	VARIOUS
h LATEEF STOCK SALES - LT	P	VARIOUS	VARIOUS
i LAZARD STOCK SALES - ST	P	VARIOUS	VARIOUS
j LAZARD STOCK SALES - LT	P	VARIOUS	VARIOUS
k NWQ STOCK SALES - ST	P	VARIOUS	VARIOUS
l NWQ STOCK SALES - LT	P	VARIOUS	VARIOUS
m VOYAGEUR STOCK SALES - ST	P	VARIOUS	VARIOUS
n VOYAGEUR STOCK SALES - LT	P	VARIOUS	VARIOUS
o			

(e) Gross sales price	(f) Depreciation allowed (or allowable)	(g) Cost or other basis plus expense of sale	(h) Gain or (loss) (e) plus (f) minus (g)
a 91,010.		105,415.	<14,405.>
b 257,731.		204,572.	53,159.
c 21,201.		17,496.	3,705.
d 42,332.		25,899.	16,433.
e 13,600.		12,385.	1,215.
f 175,043.		79,483.	95,560.
g 8,499.		13,084.	<4,585.>
h 698,338.		301,672.	396,666.
i 76,388.		70,886.	5,502.
j 290,023.		188,976.	101,047.
k 15,650.		12,015.	3,635.
l 180,100.		133,488.	46,612.
m 70,314.		75,488.	<5,174.>
n 107,001.		105,453.	1,548.
o			

Complete only for assets showing gain in column (h) and owned by the foundation on 12/31/69

(l) Losses (from col. (h))  
Gains (excess of col. (h) gain over col. (k),  
but not less than "-0-")

(i) F.M.V. as of 12/31/69	(j) Adjusted basis as of 12/31/69	(k) Excess of col. (i) over col. (j), if any	(l) Losses (from col. (h)) Gains (excess of col. (h) gain over col. (k), but not less than "-0-")
a			<14,405.>
b			53,159.
c			3,705.
d			16,433.
e			1,215.
f			95,560.
g			<4,585.>
h			396,666.
i			5,502.
j			101,047.
k			3,635.
l			46,612.
m			<5,174.>
n			1,548.
o			

2 Capital gain net income or (net capital loss) ..... { If gain, also enter in Part I, line 7 If (loss), enter "-0-" in Part I, line 7 } .....	2	700,918.
3 Net short-term capital gain or (loss) as defined in sections 1222(5) and (6): If gain, also enter in Part I, line 8, column (c). If (loss), enter "-0-" in Part I, line 8 .....	3	N/A



FORM 990-PF INTEREST ON SAVINGS AND TEMPORARY CASH INVESTMENTS STATEMENT 1

SOURCE	AMOUNT
INTEREST INCOME	24.
TOTAL TO FORM 990-PF, PART I, LINE 3, COLUMN A	24.

FORM 990-PF DIVIDENDS AND INTEREST FROM SECURITIES STATEMENT 2

SOURCE	GROSS AMOUNT	CAPITAL GAINS DIVIDENDS	COLUMN (A) AMOUNT
DIVIDEND INCOME	109,152.	0.	109,152.
TOTAL TO FM 990-PF, PART I, LN 4	109,152.	0.	109,152.

FORM 990-PF OTHER INCOME STATEMENT 3

DESCRIPTION	(A) REVENUE PER BOOKS	(B) NET INVEST- MENT INCOME	(C) ADJUSTED NET INCOME
OTHER INCOME	1,254.	1,254.	
TOTAL TO FORM 990-PF, PART I, LINE 11	1,254.	1,254.	

FORM 990-PF LEGAL FEES STATEMENT 4

DESCRIPTION	(A) EXPENSES PER BOOKS	(B) NET INVEST- MENT INCOME	(C) ADJUSTED NET INCOME	(D) CHARITABLE PURPOSES
LEGAL FEES	2,759.	0.		0.
TO FM 990-PF, PG 1, LN 16A	2,759.	0.		0.

FORM 990-PF	ACCOUNTING FEES			STATEMENT 5
DESCRIPTION	(A) EXPENSES PER BOOKS	(B) NET INVEST- MENT INCOME	(C) ADJUSTED NET INCOME	(D) CHARITABLE PURPOSES
ACCOUNTING FEES	4,345.	0.		0.
BOOKKEEPING SERVICE	2,875.	1,438.		0.
TO FORM 990-PF, PG 1, LN 16B	7,220.	1,438.		0.

FORM 990-PF	TAXES			STATEMENT 6
DESCRIPTION	(A) EXPENSES PER BOOKS	(B) NET INVEST- MENT INCOME	(C) ADJUSTED NET INCOME	(D) CHARITABLE PURPOSES
FOREIGN TAX PAID	5,530.	5,530.		0.
PAYROLL TAXES	4,858.	1,457.		2,915.
TO FORM 990-PF, PG 1, LN 18	10,388.	6,987.		2,915.

FORM 990-PF	OTHER EXPENSES			STATEMENT 7
DESCRIPTION	(A) EXPENSES PER BOOKS	(B) NET INVEST- MENT INCOME	(C) ADJUSTED NET INCOME	(D) CHARITABLE PURPOSES
INVESTMENT FEES	61,535.	61,535.		0.
OFFICE SUPPLIES	1,764.	0.		0.
COURT REPORTING SERVICES	1,223.	612.		0.
SECRETARIAL SERVICES	581.	0.		0.
PAYROLL PROCESSING FEE	962.	0.		0.
TELEPHONE	1,728.	0.		0.
MISCELLANEOUS	1,242.	0.		0.
FEDERAL INCOME TAX EXPENSE	7,121.	0.		0.
TO FORM 990-PF, PG 1, LN 23	76,156.	62,147.		0.

FORM 990-PF CORPORATE STOCK STATEMENT 8

DESCRIPTION	BOOK VALUE	FAIR MARKET VALUE
ALLIANCE INVESTMENT ACCOUNT	676,949.	756,854.
DELAWARE INVESTMENT ACCOUNT	629,940.	747,979.
GABELLI INVESTMENT ACCOUNT	260,568.	538,999.
LATEEF INVESTMENT ACCOUNT	719,763.	936,270.
LAZARD INVESTMENT ACCOUNT	583,049.	734,333.
NWQ INVESTMENT ACCOUNT	557,084.	670,356.
VOYAGEUR INVESTMENT ACCOUNT	611,943.	739,180.
TOTAL TO FORM 990-PF, PART II, LINE 10B	4,039,296.	5,123,971.

FORM 990-PF DEPRECIATION OF ASSETS NOT HELD FOR INVESTMENT STATEMENT 9

DESCRIPTION	COST OR OTHER BASIS	ACCUMULATED DEPRECIATION	BOOK VALUE
DESKS	1,626.	232.	1,394.
PHONES	95.	19.	76.
TOTAL TO FM 990-PF, PART II, LN 14	1,721.	251.	1,470.

FORM 990-PF

PART VIII - LIST OF OFFICERS, DIRECTORS  
TRUSTEES AND FOUNDATION MANAGERS

STATEMENT 10

NAME AND ADDRESS	TITLE AND AVRG HRS/WK	COMPEN- SATION	EMPLOYEE BEN PLAN CONTRIB	EXPENSE ACCOUNT
RICHARD O. KWAPIL 2655 LAKERIDGE SHORES W. RENO, NV 89509	PRESIDENT 20.00	51,000.	0.	0.
T.A. NIGRO 6170 SQUIRES LANE RENO, NV 89509	TREASURER/DIRECTOR 10.00	24,500.	0.	0.
WILLIAM C. SANFORD 241 RIDGE ST., SUITE 420 RENO, NV 89501	DIRECTOR 2.00	6,000.	0.	0.
MARSHA DEMING 550 W. PLUMB LN., SUITE B #518 RENO, NV 89509	DIRECTOR 2.00	6,000.	0.	0.
BROOK LEE WICKHAM P.O. BOX 18146 RENO, NV 89511	DIRECTOR 2.00	6,000.	0.	0.
TOTALS INCLUDED ON 990-PF, PAGE 6, PART VIII		93,500.	0.	0.

FORM 990-PF

GRANT APPLICATION SUBMISSION INFORMATION  
PART XV, LINES 2A THROUGH 2D

STATEMENT 11

NAME AND ADDRESS OF PERSON TO WHOM APPLICATIONS SHOULD BE SUBMITTED

RICHARD O. KWAPIL, PRESIDENT  
4747 CAUGHLIN PARKWAY, SUITE 2  
RENO, NV 89509

TELEPHONE NUMBER

(775) 828-1433

FORM AND CONTENT OF APPLICATIONS

ORIGINAL PLUS FIVE COPIES OF GRANT APPLICATION AND SUPPORTING DOCUMENTS PER WEBSITE.

ANY SUBMISSION DEADLINES

FIFTEEN DAYS BEFORE QUARTERLY MEETING IN MARCH, JUNE, SEPTEMBER & DECEMBER.

RESTRICTIONS AND LIMITATIONS ON AWARDS

GRANTS TO PUBLIC AND PRIVATE NON PROFIT ORGANIZATIONS THAT BENEFIT NEEDY CHILDREN AND SENIORS IN NORTHERN NEVADA (RENO, SPARKS, & LAKE TAHOE AREAS).

FORM 990-PF

GRANTS AND CONTRIBUTIONS  
PAID DURING THE YEAR

STATEMENT 12

RECIPIENT NAME AND ADDRESS	RECIPIENT RELATIONSHIP AND PURPOSE OF GRANT	RECIPIENT STATUS	AMOUNT
ARTOWN 300 EAST SECOND STREET, RENO, NV 89501	NONE MISSOULA CHILDREN'S THEATRE PROGRAM	NON-PROFIT	5,000.
ASSISTANCE LEAGUE OF RENO SPARKS 1701 VASSAR SREET, RENO, NV 89510	NONE SCHOOL BELL PROGRAM	NON-PROFIT	40,000.
BIG BROTHERS BIG SISTERS OF NORTHERN NEVADA 495 APPLE STREET, SUITE 104, RENO, NV 89502	NONE TO FUND ONE HUNDRED NEW SERVERS	NON-PROFIT	5,000.
CASA OF CARSON VALLEY 1545 E. 5TH STREET, CARSON CITY, NV 89701	NONE ADVOCATES FOR CHILD ABUSED & NEGLECTED CASES	NON-PROFIT	10,000.
CATHOLIC COMMUNITY SERVICES P.O. BOX 5099, RENO, NV 89513	NONE NEW LIGHTING HOLY CHILD CENTER	NON-PROFIT	7,500.
F.E.A.T. OF CARSON VALLEY, INC P.O. BOX 2275, MINDEN, NV 89423	NONE THERAPIES FOR CHILDREN WITH AUTISM	NON-PROFIT	3,000.
FOOD BANK OF NORTHERN NEVADA 994 PACKER WAY, SPARKS, NV 89431	NONE FOOD FOR SENIORS/PILOT PROGRAM FOR FRUITS & VEGETABLES	NON-PROFIT	10,000.
FOSTER GRANDPARENT PROGRAM 445 APPLE STREET SUITE 104, RENO, NV 89502	NONE GRANDPARENTS HELP AND TUTOR CHILDREN	NON-PROFIT	10,000.
GOOD SHEPHERD'S CLOTHES CLOSET 810 EAST 2ND STREET, RENO, NV 89502	NONE FREE CLOTHING AND PERSONALS - GENERAL	NON-PROFIT	3,000.

MINNIE B. LEONETTE FAMILY FOUNDATION

94-3207139

GRACE PROJECT 1220 ROBB DRIVE, RENO, NV 89523	NONE ANGEL TREE PROGRAM	NON-PROFIT	7,500.
HOUSE CALLS P.O. BOX 2436, FERNLEY, NV 89408	NONE HELP FOR SENIORS-CHECKUP CALLS	NON-PROFIT	6,000.
NEVADA DIABETES ASSOCIATION 1005 TERMINAL WAY #104, RENO, NV 89502	NONE DIABETES CARE FOR ADULTS & CHILDREN	NON-PROFIT	5,000.
NEVADA MUSEUM OF ART 160 WEST LIBERTY STREET, RENO, NV 89501	NONE FREE ADMISSION FOR CHILDREN	NON-PROFIT	12,500.
NEVADA OPERA P.O. BOX 3256, RENO, NV 89501	NONE VOICE & TOLERANCE PROGRAM	NON-PROFIT	2,000.
NEW FRONTIER TREATMENT CENTER 110 WEST B STREET, FALLON, NV 89406	NONE FETAL ALCOHOL DISORDER PROGRAM	NON-PROFIT	20,000.
RENO PHILHARMONIC ASSOCIATION 925 RIVERSIDE DRIVE SUITE 3, RENO, NV 89503	NONE AFTER SCHOOL STRING PROGRAM	NON-PROFIT	5,000.
SECRET WITNESS P.O. BOX 2099, RENO, NV 89515	NONE METH PROJECT TOWARDS CHILDEN	NON-PROFIT	10,000.
SENIOR COMPANION PROGRAMS 406 PYRAMID WAY, SPARKS, NV 89431	NONE IN HOME SENIOR SUPPORT	NON-PROFIT	10,000.
SPECIAL RECREATION SERVICES, INC 3660 BAKER LANE SUITE 103, RENO, NV 89509	NONE CAMP LOTSAFUN	NON-PROFIT	10,000.
TAHOE YOUTH & FAMILY SERVICES 1021 FREMONT AVE., SOUTH LAKE TAHOE, CA 96150	NONE THERAPEUTIC SERVICES FOR CHILDREN	NON-PROFIT	5,000.
THE CHILDREN'S CABINET 1090 SOUTH ROCK BLVD, RENO, NV 89502	NONE LIFE ENHANCEMENT FOR JUVENILE GIRLS 12-17	NON-PROFIT	15,000.

TRU VISTA 406 PYRAMID WAY, SPARKS, NV 89431	NONE GUARDIANSHIP PROGRAM	NON-PROFIT	5,000.
UNR FOUNDATION MAIL STOP 007 MORRILL HALL, RENO, NV 89557	NONE ORVIS NURSING CLINIC-VACCINES & REFRIGERATION	NON-PROFIT	10,000.

TOTAL TO FORM 990-PF, PART XV, LINE 3A

216,500.

Form **4562**

Department of the Treasury  
Internal Revenue Service  
Name(s) shown on return

# Depreciation and Amortization 990-PF (Including Information on Listed Property)

▶ See separate instructions. ▶ Attach to your tax return.

OMB No. 1545-0172

# 2007

Attachment  
Sequence No. 67

MINNIE B. LEONETTE FAMILY FOUNDATION

FORM 990-PF PAGE 1

Identifying number  
94-3207139

### Part I Election To Expense Certain Property Under Section 179 Note: If you have any listed property, complete Part V before you complete Part I.

1	Maximum amount. See the instructions for a higher limit for certain businesses	1	125,000.
2	Total cost of section 179 property placed in service (see instructions)	2	
3	Threshold cost of section 179 property before reduction in limitation	3	500,000.
4	Reduction in limitation. Subtract line 3 from line 2. If zero or less, enter -0-	4	
5	Dollar limitation for tax year. Subtract line 4 from line 1. If zero or less, enter -0-. If married filing separately, see instructions	5	

6	(a) Description of property	(b) Cost (business use only)	(c) Elected cost

7	Listed property. Enter the amount from line 29	7	
8	Total elected cost of section 179 property. Add amounts in column (c), lines 6 and 7	8	
9	Tentative deduction. Enter the smaller of line 5 or line 8	9	
10	Carryover of disallowed deduction from line 13 of your 2006 Form 4562	10	
11	Business income limitation. Enter the smaller of business income (not less than zero) or line 5	11	
12	Section 179 expense deduction. Add lines 9 and 10, but do not enter more than line 11	12	
13	Carryover of disallowed deduction to 2008. Add lines 9 and 10, less line 12	13	

Note: Do not use Part II or Part III below for listed property. Instead, use Part V.

### Part II Special Depreciation Allowance and Other Depreciation (Do not include listed property.)

14	Special allowance for qualified New York Liberty or Gulf Opportunity Zone property (other than listed property) and cellulosic biomass ethanol plant property placed in service during the tax year	14	
15	Property subject to section 168(f)(1) election	15	
16	Other depreciation (including ACRS)	16	

### Part III MACRS Depreciation (Do not include listed property.) (See instructions.)

#### Section A

17	MACRS deductions for assets placed in service in tax years beginning before 2007	17	
18	If you are electing to group any assets placed in service during the tax year into one or more general asset accounts, check here		<input type="checkbox"/>

#### Section B - Assets Placed in Service During 2007 Tax Year Using the General Depreciation System

	(a) Classification of property	(b) Month and year placed in service	(c) Basis for depreciation (business/investment use only - see instructions)	(d) Recovery period	(e) Convention	(f) Method	(g) Depreciation deduction
19a	3-year property						
b	5-year property		95.	5 YRS.	HY	200DB	19.
c	7-year property		1,626.	7 YRS.	HY	200DB	232.
d	10-year property						
e	15-year property						
f	20-year property						
g	25-year property			25 yrs.		S/L	
h	Residential rental property	/		27.5 yrs.	MM	S/L	
		/		27.5 yrs.	MM	S/L	
i	Nonresidential real property	/		39 yrs.	MM	S/L	
		/			MM	S/L	

#### Section C - Assets Placed in Service During 2007 Tax Year Using the Alternative Depreciation System

20a	Class life					S/L	
b	12-year			12 yrs.		S/L	
c	40-year	/		40 yrs.	MM	S/L	

### Part IV Summary (see instructions)

21	Listed property. Enter amount from line 28	21	
22	Total. Add amounts from line 12, lines 14 through 17, lines 19 and 20 in column (g), and line 21. Enter here and on the appropriate lines of your return. Partnerships and S corporations - see instr.	22	251.
23	For assets shown above and placed in service during the current year, enter the portion of the basis attributable to section 263A costs	23	

716251  
11-03-07

LHA For Paperwork Reduction Act Notice, see separate instructions.

Form 4562 (2007)

**Part V Listed Property** (Include automobiles, certain other vehicles, cellular telephones, certain computers, and property used for entertainment, recreation, or amusement.)  
**Note:** For any vehicle for which you are using the standard mileage rate or deducting lease expense, complete only 24a, 24b, columns (a) through (c) of Section A, all of Section B, and Section C if applicable.

**Section A - Depreciation and Other Information (Caution: See the instructions for limits for passenger automobiles.)**

**24a** Do you have evidence to support the business/investment use claimed?  Yes  No **24b** If "Yes," is the evidence written?  Yes  No

(a) Type of property (list vehicles first)	(b) Date placed in service	(c) Business/ investment use percentage	(d) Cost or other basis	(e) Basis for depreciation (business/investment use only)	(f) Recovery period	(g) Method/ Convention	(h) Depreciation deduction	(i) Elected section 179 cost
<b>25</b> Special allowance for qualified Gulf Opportunity Zone property placed in service during the tax year and used more than 50% in a qualified business use								25
<b>26</b> Property used more than 50% in a qualified business use:								
	:	:	%					
	:	:	%					
	:	:	%					
<b>27</b> Property used 50% or less in a qualified business use:								
	:	:	%			S/L -		
	:	:	%			S/L -		
	:	:	%			S/L -		
<b>28</b> Add amounts in column (h), lines 25 through 27. Enter here and on line 21, page 1								28
<b>29</b> Add amounts in column (i), line 26. Enter here and on line 7, page 1								29

**Section B - Information on Use of Vehicles**

Complete this section for vehicles used by a sole proprietor, partner, or other "more than 5% owner," or related person. If you provided vehicles to your employees, first answer the questions in Section C to see if you meet an exception to completing this section for those vehicles.

	(a) Vehicle		(b) Vehicle		(c) Vehicle		(d) Vehicle		(e) Vehicle		(f) Vehicle	
	Yes	No	Yes	No	Yes	No	Yes	No	Yes	No	Yes	No
<b>30</b> Total business/investment miles driven during the year (do not include commuting miles)												
<b>31</b> Total commuting miles driven during the year												
<b>32</b> Total other personal (noncommuting) miles driven												
<b>33</b> Total miles driven during the year. Add lines 30 through 32												
<b>34</b> Was the vehicle available for personal use during off-duty hours?												
<b>35</b> Was the vehicle used primarily by a more than 5% owner or related person?												
<b>36</b> Is another vehicle available for personal use?												

**Section C - Questions for Employers Who Provide Vehicles for Use by Their Employees**

Answer these questions to determine if you meet an exception to completing Section B for vehicles used by employees who are not more than 5% owners or related persons.

	Yes	No
<b>37</b> Do you maintain a written policy statement that prohibits all personal use of vehicles, including commuting, by your employees?		
<b>38</b> Do you maintain a written policy statement that prohibits personal use of vehicles, except commuting, by your employees? See the instructions for vehicles used by corporate officers, directors, or 1% or more owners		
<b>39</b> Do you treat all use of vehicles by employees as personal use?		
<b>40</b> Do you provide more than five vehicles to your employees, obtain information from your employees about the use of the vehicles, and retain the information received?		
<b>41</b> Do you meet the requirements concerning qualified automobile demonstration use?		

**Note:** If your answer to 37, 38, 39, 40, or 41 is "Yes," do not complete Section B for the covered vehicles.

**Part VI Amortization**

(a) Description of costs	(b) Date amortization begins	(c) Amortizable amount	(d) Code section	(e) Amortization period or percentage	(f) Amortization for this year
<b>42</b> Amortization of costs that begins during your 2007 tax year:					
	:	:			
<b>43</b> Amortization of costs that began before your 2007 tax year					43
<b>44</b> Total. Add amounts in column (f). See the instructions for where to report					44

Ref: 00000901 00075511

LEONETTE FOUNDATION  
Account Number [REDACTED]

**Details of Short Term Gain (Loss) 2007**

This section shows your sales of securities during the year. The "Sale Proceeds" column excludes any accrued income you may have received. In addition, although cash in lieu less than \$20 is not included on Form 1099-B (if applicable), it is included in this section. Please note, this material is being prepared for informational purposes only and should not be used for tax preparation without the assistance of your tax advisor.

Reference number	Quantity	Security Description	Opening Trade Date	Closing Trade Date	Sale Proceeds	Cost	(Loss)	Gain
125000100	31	DAIMLERCHRYSLER AG-EUR	08/08/06	05/25/07	\$ 2,792.43	\$ 1,492.90		.38
125000200	.1657	COVIDIEN LTD	02/01/07	07/11/07	7.17	6.79		.50
	.1713	CASH IN LIEU OF .50000	02/08/07		7.42	6.92		.21
	.163	RECORD 06/18/07 PAY 06/29/07	05/25/07		7.06	6.85		.50
125000300	.1657	TYCO INTL LTD	02/01/07	07/03/07	8.85	8.35		.64
	.1713	(NEW)	02/08/07		9.15	8.51		.28
	.163		05/25/07		8.70	8.42		
125000400	4	TYCO INTL LTD (NEW)	02/01/07	08/07/07	190.99	201.47	(10.48)	.23
125000500	.1657	TYCO ELECTRONICS LTD	02/01/07	07/11/07	6.48	6.25		.32
	.1713	CASH IN LIEU OF .50000	02/08/07		6.69	6.37		.06
	.163	RECORD 06/18/07 PAY 06/29/07	05/25/07		6.37	6.31		.93
125000800	30	AT&T INC	02/01/07	05/25/07	1,223.38	1,130.09	(1,303.35)	.29
125000900	52	ADVANCED MICRO DEVICES INC	02/16/06	01/29/07	833.76	2,137.11	(919.97)	
	41	COMM MAY BE SUBJ TO REBATE	03/07/06		657.38	1,577.35	(1,587.97)	
125001000	67	ADVANCED MICRO DEVICES INC	03/07/06	02/15/07	989.65	2,577.62	(1,508.06)	
	146		06/22/06		2,156.54	3,664.60	(298.74)	
	28		09/27/06		413.58	712.32	(97.44)	
125001600	12	AMGEN INC	11/08/06	02/16/07	799.91	897.35	(76.04)	1.42
	13		11/14/06		866.57	942.61	(37.63)	
125002700	16	BARE ESCENTUALS INC	08/06/07	09/12/07	380.30	378.88		138.88
	26		08/13/07		618.00	655.63	(82.62)	
125002800	18	BECTON DICKINSON & CO	01/29/07	11/30/07	1,481.02	1,342.14	(107.37)	
125002900	9	BEST BUY INC	10/18/06	05/11/07	420.65	503.27	(93.50)	
125003000	13	BEST BUY INC	10/18/06	05/18/07	619.57	726.94	(125.29)	
125003100	10	BEST BUY INC	10/14/06	05/25/07	977.92	1,103.21	(65.78)	
	21		11/14/06		884.79	950.57		151.57
	19		03/23/07			926.06		143.19
125003400	11	BOEING CO	11/08/06	10/30/07	1,077.63	934.44		105.91
	11	TRADE AS OF 10/30/07	11/14/06		979.67	873.76		58.85
	10		03/05/07		783.73	724.88		
	8		03/12/07					

2007 YEAR END SUMMARY



Ref: 00000901 00075512

LEONETTE FOUNDATION  
Account Number [REDACTED]

Details of Short Term Gain (Loss) 2007 - continued

Reference Number	Quantity	Security Description	Opening Trade Date	Closing Trade Date	Sale Proceeds	Cost	(Loss)	Gain
125003900	37	CB RICHARD ELLIS GROUP CL A COMM MAY BE SUBJ TO REBATE	05/23/06	01/26/07	1,303.73	955.13		348.60
125004100	11	CB RICHARD ELLIS GROUP CL A	02/16/07	11/30/07	258.21	406.36	(148.15)	
	4		02/27/07		93.89	141.08	(47.19)	
125004200	29	CB RICHARD ELLIS GROUP CL A	02/27/07	12/07/07	696.06	1,022.83	(326.77)	
	14		04/13/07		336.03	468.53	(132.50)	
	15		05/18/07		360.03	560.96	(200.93)	
	21		05/25/07		504.05	752.08	(248.03)	
125004300	2	CME GROUP INC CLASS A	10/24/06	07/27/07	1,127.01	993.16		133.85
125005700	38	COCA-COLA CO	02/10/06	02/01/07	1,821.66	1,584.71		236.95
125005800	1	COGNIZANT TECH SOLUTIONS CL A	03/12/07	09/04/07	72.29	91.61	(19.32)	
125005900	22	COGNIZANT TECH SOLUTIONS CL A	03/12/07	11/09/07	697.70	1,007.67	(309.97)	
	26		03/16/07		824.55	1,153.91	(329.36)	
	32		05/18/07		1,014.83	1,251.13	(236.30)	
	22		06/22/07		697.70	836.70	(139.00)	
	10		06/29/07		317.14	375.50	(58.36)	
	4		08/06/07		126.85	163.18	(36.33)	
	10		08/24/07		317.14	365.00	(48.86)	
125006000	41	COLDWATER CREEK INC	10/18/06	09/21/07	488.30	1,212.89	(724.59)	
125006100	20	COLDWATER CREEK INC	10/18/06	09/28/07	216.42	591.65	(375.23)	
	53		05/04/07		673.50	1,060.00	(486.50)	
	16		06/18/07		173.13	393.60	(220.47)	
	39		07/16/07		422.01	845.91	(423.90)	
	17		08/06/07		183.96	319.97	(136.01)	
125006800	12	COMCAST CORP CL A - SPL	01/29/07	11/09/07	229.46	346.24	(116.78)	
	39		02/15/07		745.73	1,061.04	(315.31)	
125006900	48	COMCAST CORP CL A - SPL	02/15/07	11/16/07	932.62	1,305.80	(373.28)	
	11		09/28/07		213.73	262.56	(48.83)	
125007000	87	COUNTRYWIDE FINANCIAL CORP	02/01/07	09/11/07	1,471.77	3,818.44	(2,346.67)	
	50		05/25/07		845.85	1,976.17	(1,130.32)	
125007300	8	DICKS SPORTING GOODS INC	10/24/06	08/24/07	496.86	388.91		107.95
125008000	8	FRANKLIN RESOURCES INC	02/15/07	12/31/07	910.35	1,006.16	(95.81)	
	9		07/16/07		1,024.15	1,263.05	(238.90)	
	2		09/14/07		227.59	250.35	(22.76)	

2007 YEAR END SUMMARY



Ref: 00000901 00075513

LEONETTE FOUNDATION  
Account Number [REDACTED]

**Details of Short Term Gain (Loss) 2007 - continued**

Reference Number	Quantity	Security Description	Opening Trade Date	Closing Trade Date	Sale Proceeds	Cost	(Loss)	Gain
125010200	2,3655	IDEARC INC	10/17/06	02/21/07	\$ 82.77	\$ 63.48		\$ 19.29
	2,1724		10/25/06		76.01	60.97		15.04
	2,4621		11/06/06		86.15	66.72		19.43
125010300	9	INFOSYS TECHNOLOGIE SP ADR	07/13/06	03/12/07	484.70	365.20		119.50
125010400	19	INFOSYS TECHNOLOGIE SP ADR	01/29/07	11/16/07	786.38	1,096.29	(309.91)	
	7		08/24/07		289.72	321.59	(31.87)	
125010700	21	JOHNSON CONTROLS INC	06/01/07	12/07/07	792.75	764.61		28.14
	12		06/08/07		453.00	443.06		9.94
	21		06/18/07		792.75	792.03		.72
	9		06/29/07		339.76	346.59	(6.83)	
125011400	.0594	KRAFT FOODS INC CLASS A CASH IN LIEU OF 41586 RECORD 03/16/07 PAY 03/30/07	06/23/06	04/10/07	1.86	1.48		.38
125011600	1	KRAFT FOODS INC CLASS A	05/11/07	10/30/07	32.48	32.52	(.04)	
125011800	3	LABORATORY CORP AMER HLDGS NEW	01/29/07	08/24/07	226.79	216.67		10.12
125011900	14	LABORATORY CORP AMER HLDGS NEW	01/29/07	10/16/07	1,077.89	1,011.15		66.74
125012000	9	LABORATORY CORP AMER HLDGS NEW	01/29/07	10/29/07	612.75	650.03	(37.28)	
	4		05/04/07		272.34	312.16	(39.82)	
	4		07/16/07		340.42	407.17	(66.75)	
	4		08/06/07		272.34	311.28	(38.94)	
	10		08/13/07		680.83	764.74	(83.91)	
125012600	1	LEHMAN BROTHERS HOLDINGS INC	01/29/07	07/27/07	65.94	81.45	(15.51)	
125012700	13	LEHMAN BROTHERS HOLDINGS INC	01/29/07	11/16/07	807.15	1,058.84	(251.69)	
125012900	27	ELI LILLY & CO	10/18/06	02/05/07	1,471.33	1,572.10	(100.77)	
	22		11/14/06		1,198.86	1,180.52		18.34
125013000	63	LIMITED BRANDS INC	10/17/06	06/24/07	1,468.75	1,809.28	(340.53)	
125013300	22	MBA INC	11/15/06	09/11/07	1,268.84	1,426.92	(158.08)	
125013400	10	MEDCO HEALTH SOLUTIONS INC	09/12/06	08/06/07	833.77	630.27		203.50
125014100	30	MONSTER WORLDWIDE INC	02/05/07	04/13/07	1,306.67	1,578.18	(271.51)	
125014200	6	MONSTER WORLDWIDE INC	02/05/07	04/20/07	265.82	315.64	(49.82)	
	18		02/15/07		797.46	963.72	(166.26)	
	19		02/27/07		841.77	990.66	(148.89)	
125014300	11	NYSE EURONEXT	03/23/07	04/20/07	1,015.92	965.76		50.16
125014500	42	NATIONAL CITY CORP	04/13/07	09/24/07	1,072.92	1,514.36	(441.44)	
125014600	11	NETWORK APPLIANCE INC	06/19/06	04/27/07	412.39	377.08		35.31

2007 YEAR END SUMMARY



Smith Barney Reserved  
Client Statement  
2007 Year End Summary

LEONETTE FOUNDATION  
Account Number XXXXXXXXXX

Details of Short Term Gain (Loss) 2007 - continued

Reference Number	Quantity	Security Description	Opening Trade Date	Closing Trade Date	Sale Proceeds	Cost	(Loss)	Gain
125014800	35	NETWORK APPLIANCE INC	08/25/06	08/13/07	\$ 832.48	\$ 1,186.89	(\$ 354.41)	
	17		03/23/07		404.34	652.16	(247.82)	
125014900	158	NOKIA CORP SPONSORED ADR	08/14/06	08/06/07	4,695.68	3,154.88		1,540.80
125015200	.0775	NVIDIA CORP	11/14/06	08/20/07	2.68	1.85		.83
	.1995	CASH IN LIEU OF .50000	01/29/07		6.90	4.13		2.77
	.0376	RECORD 08/20/07 PAY 09/10/07	02/15/07		1.30	.84		.46
	.0047		08/06/07		.16	.13		.03
125015500	5	PARKER-HANNIFIN CORP	08/06/07	09/17/07	36.41	33.31		3.10
		CASH IN LIEU OF .50000						
		RECORD 09/17/07 PAY 10/01/07						
125015600	.2516	PHARMERICA CORP	10/25/06	08/01/07	4.27	4.07		.20
		CASH IN LIEU OF .25163						
		RECORD 07/20/07 PAY 07/31/07						
		FROM: 03073E105000						
125017500	6	SCHERING PLOUGH CORP	04/20/07	08/06/07	173.65	184.59	(10.94)	
125018000	47	SCHWAB CHARLES CORP	06/19/06	06/08/07	1,017.06	727.78		289.28
125018400	32	SCHWAB CHARLES CORP	11/14/06	08/20/07	624.35	576.54		47.81
		TRADE AS OF 08/20/07						
125018500	18	SCHWAB CHARLES CORP	11/14/06	08/24/07	357.12	324.30		32.82
125018600	3	SUN MICROSYSTEMS INC	09/12/06	06/18/07	15.17	15.18	(.01)	
125018700	.0337	SUN MICROSYSTEMS INC NEW	11/14/06	11/12/07	.71	.73	(.02)	
	.0195	REVSPPLT 11/12/07 868810104000	01/29/07		.41	.50	(.09)	
	.0258		02/15/07		.57	.66	(.09)	
125019600	15	UNDER ARMOUR INC CLASS A	10/18/06	07/20/07	831.41	699.93		131.48
125019700	27	UNITED TECHNOLOGIES CORP	08/15/06	01/29/07	1,773.27	1,647.54		125.73
	28	COMM MAY BE SUBJ TO REBATE	10/18/06		1,838.95	1,829.94		9.01
	15		11/14/06		985.15	976.61		8.54
125019900	27	UNITEDHEALTH GROUP INC	07/29/06	07/27/07	1,336.50	1,288.98		47.52
125020200	18	WAL-MART STORES INC	10/24/06	02/05/07	876.75	928.61	(51.86)	
125020300	17	WAL-MART STORES INC	10/24/06	02/27/07	843.17	877.03	(33.86)	
	20		10/30/06		991.97	993.20	(1.23)	
	3		11/09/06		148.79	141.69		7.10
125020400	18	WAL-MART STORES INC	11/09/06	03/12/07	850.83	850.14		.69
125020500	1	WAL-MART STORES INC	11/09/06	03/16/07	46.10	47.23	(1.13)	
	19		11/14/06		875.88	900.98	(25.10)	

2007 YEAR END SUMMARY



Ref: 000003901 00075515

LEONETTE FOUNDATION  
Account Number [REDACTED]

**Details of Short Term Gain (Loss) 2007 - continued**

Reference number	Quantity	Security Description	Opening Trade Date	Closing Trade Date	Sale Proceeds	Cost	(Loss)	Gain
125020600	55	WASHINGTON MUTUAL INC	08/06/07	10/23/07	\$ 1,579.60	\$ 1,813.22	(\$ 233.62)	
	19		08/24/07		545.68	707.28	(161.60)	
125021000	31	WHOLE FOODS MKT INC	08/25/06	02/15/07	1,412.28	1,698.00	(285.72)	
125021100	21	WYETH	05/18/07	09/14/07	971.49	1,188.82	(217.33)	
	13		05/25/07		601.40	749.26	(147.86)	
	15		08/13/07		693.93	689.77		4.16
125021300	21	YAHOO INC	07/13/06	05/18/07	614.87	688.13	(73.26)	
125021400	1	YAHOO INC	07/13/06	08/01/07	28.77	32.77	(4.00)	
	52		09/12/06		1,496.14	1,489.02		7.12
125021500	55	YAHOO INC	09/12/06	06/08/07	1,502.02	1,574.93	(72.91)	
<b>Total</b>					<b>\$ 91,010.14</b>	<b>\$ 105,414.64</b>	<b>(\$ 20,133.50)</b>	<b>\$ 5,729.00</b>

**Details of Long Term Gain (Loss) 2007**

This section shows your sales of securities during the year. The "Sale Proceeds" column excludes any accrued income you may have received. In addition, although cash in lieu less than \$20 is not included on Form 1099-B (if applicable), it is included in this section. Please note, this material is being prepared for informational purposes only and should not be used for tax preparation without the assistance of your tax advisor.

Reference number	Quantity	Security Description	Opening Trade Date	Closing Trade Date	Sale Proceeds	Cost	(Loss)	Gain
125000800	8	ALCON INC	04/14/05	04/13/07	\$ 1,106.81	\$ 724.80		\$ 382.01
125000700	13	ALCON INC	04/14/05	08/06/07	1,771.00	1,177.80		593.20
125000800	67	AT&T INC	03/13/06	05/25/07	-2,732.22	1,823.72		908.50
	43		03/23/06		1,753.51	1,158.85		594.66
125000900	99	ADVANCED MICRO DEVICES INC	10/03/05	01/29/07	1,587.35	2,544.36	(957.01)	
	71	COMM MAY BE SUBJ TO REBATE	11/22/05		1,138.40	1,926.94	(788.54)	
	50		01/25/06		801.69	1,874.31	(1,072.62)	
125001100	5	AMERICAN INTL GROUP INC	11/29/04	03/12/07	341.95	318.29		23.66
125001200	15	AMERICAN INTL GROUP INC	11/29/04	03/16/07	1,000.61	954.86		45.75
125001300	5	AMERICAN INTL GROUP INC	11/29/04	03/23/07	340.84	318.28		22.56
	8		12/27/04		545.35	528.15		17.20
125001400	4	AMERICAN INTL GROUP INC	12/27/04	03/30/07	267.87	264.08		3.79
125001500	6	AMERICAN INTL GROUP INC	12/27/04	04/05/07	403.91	396.11		7.80
125001700	13	AMPHENOL CORP CLASS A	03/14/06	08/06/07	449.52	327.83		121.59

2007 YEAR END SUMMARY



Ref: 00000901 00075516

LEONETTE FOUNDATION  
Account Number ██████████

Details of Long Term Gain (Loss) 2007 - continued

Reference Number	Quantity	Security Description	Opening Trade Date	Closing Trade Date	Sale Proceeds	Cost	(Loss)	Gain
125001800	10	APPLE INC	08/11/05	05/11/07	\$ 1,090.08	\$ 439.73		\$ 650.35
	6		09/08/05		654.04	299.70		354.34
125001900	7	APPLE INC	09/08/05	05/18/07	771.32	349.65		421.67
125002000	2	APPLE INC	09/08/05	06/18/07	247.99	99.90		148.09
	4		11/02/05		495.99	238.84		257.15
125002100	1	APPLE INC	11/02/05	06/22/07	123.28	59.71		63.57
	6		11/22/05		739.66	395.04		344.62
125002200	13	APPLE INC	11/22/05	06/29/07	1,587.26	855.92		731.34
	1		04/18/06		122.10	65.25		56.85
125002300	11	APPLE INC	04/18/06	07/20/07	1,580.92	717.80		863.12
125002400	10	APPLE INC	04/18/06	10/16/07	1,660.87	652.55		1,028.32
125002500	12	APPLE INC	04/18/06	11/02/07	2,297.23	783.05		1,454.18
125002600	8	APPLE INC	04/18/06	12/21/07	1,528.75	522.04		1,006.71
125003200	18	BOEING CO COMM MAY BE SUBJ TO REBATE	04/14/05	01/28/07	1,530.10	1,057.50		472.60
125003300	65	BOEING CO	04/14/05	04/13/07	5,908.53	3,618.75		2,089.78
125003400	22	BOEING CO TRADE AS OF 10/30/07	04/14/05	10/30/07	2,155.27	1,292.50		862.77
	22		10/18/06		2,155.27	1,813.13		342.14
125003500	3	BROADCOM CORP CL A	10/11/05	05/25/07	91.49	86.98		4.51
125003600	9	BROADCOM CORP CL A	10/11/05	06/22/07	274.67	260.94		13.73
125003700	25	BROADCOM CORP CL A	10/11/05	08/20/07	864.73	724.83		139.90
125003800	26	BROADCOM CORP CL A	10/11/05	09/04/07	914.77	753.83		160.94
125004000	32	CB RICHARD ELLIS GROUP CL A	05/23/06	11/16/07	615.67	826.06	(210.39)	
	77		06/19/06		1,481.45	1,826.41	(344.96)	
125004100	2	CB RICHARD ELLIS GROUP CL A	06/19/06	11/30/07	46.95	47.44	(.49)	
	80		07/13/06		1,408.42	1,432.98	(24.56)	
125004400	2	CME GROUP INC	10/24/06	11/16/07	1,292.67	983.15		299.52
	1	CLASS A	10/30/06		646.33	500.71		145.62
125004500	50	CSX CORP	04/14/05	01/19/07	1,787.45	973.00		814.45
125004600	52	CSX CORP	04/14/05	02/08/07	1,930.15	1,011.92		918.23
125004700	15	CISCO SYS INC	04/18/06	05/11/07	999.59	314.10		685.49
125004800	48	CISCO SYS INC	04/18/06	10/23/07	1,494.37	1,005.12		489.25
125004900	6	CITIGROUP INC CITIGROUP GLOBAL MARKETS INC. IS A CITIGROUP OWNED CO.	03/24/03	03/12/07	302.21	214.90		87.31

2007 YEAR END SUMMARY



Ref: 00000901 00075517

LEONETTE FOUNDATION  
Account Number [REDACTED]

Details of Long Term Gain (Loss) 2007 - continued

Reference number	Quantity	Security Description	Opening Trade Date	Closing Trade Date	Sale Proceeds	Cost	(Loss)	Gain
125005000	25	CITIGROUP INC	03/24/03	03/23/07	\$ 1,291.48	\$ 895.42		\$ 396.06
125005100	10	CITIGROUP INC	03/24/03	03/30/07	512.19	358.17		154.02
125005200	128	CITIGROUP INC CITIGROUP GLOBAL MARKETS INC. IS A CITIGROUP OWNED CO.	03/24/03	07/02/07	6,601.58	4,584.52		2,017.06
125005300	27	CITIGROUP INC CITIGROUP GLOBAL MARKETS INC. IS A CITIGROUP OWNED CO.	03/24/03	07/16/07	1,414.43	967.05		447.38
125005400	20	CITIGROUP INC CITIGROUP GLOBAL MARKETS INC. IS A CITIGROUP OWNED CO.	03/24/03	07/27/07	953.20	716.33		236.87
125005500	32	CITIGROUP INC CITIGROUP GLOBAL MARKETS INC. IS A CITIGROUP OWNED CO.	04/14/05	08/24/07	1,525.12	1,465.42		59.70
125005600	88	CITIGROUP INC CITIGROUP GLOBAL MARKETS INC. IS A CITIGROUP OWNED CO.	04/14/05	08/24/07	4,253.19	4,029.90		223.29
125005600	26	COACH INC	04/14/05	12/14/07	902.72	706.16		196.56
125006200	3	COMCAST CORP CL A - SPL COMM MAY BE SUBJ TO REBATE	04/14/05	01/26/07	127.43	98.06		28.37
125006300	53	COMCAST CORP CL A - SPL	04/14/05	03/23/07	1,390.16	1,186.71		223.45
125006400	38.5	COMCAST CORP CL A - SPL	04/14/05	06/27/07	1,065.28	847.51		217.77
125006500	41.5	COMCAST CORP CL A - SPL	10/11/05	08/06/07	1,148.28	771.82		376.66
125006600	30	COMCAST CORP CL A - SPL	10/11/05	10/05/07	966.78	706.55		260.23
125006700	38	COMCAST CORP CL A - SPL	10/11/05	10/05/07	216.37	167.34		49.03
125006800	9	COMCAST CORP CL A - SPL	05/30/06	08/23/06	721.24	639.60		81.64
125006900	46	COMCAST CORP CL A - SPL	06/23/06	11/09/07	1,105.89	968.86	(6.25)	137.03
125007000	35	COMCAST CORP CL A - SPL	06/23/06	10/30/07	730.93	737.18	(76.08)	
125007100	36	COMCAST CORP CL A - SPL	08/15/06	08/23/06	751.81	827.89	(259.79)	
125007200	94	COMCAST CORP CL A - SPL	08/25/06	11/09/07	1,963.06	2,222.85	(226.30)	
125007300	50	COMCAST CORP CL A - SPL	09/12/06	09/12/06	956.07	1,182.37	(377.47)	
125007400	96	COMCAST CORP CL A - SPL	10/24/06	03/16/07	1,835.65	2,213.12	(216.97)	
125007500	33	CROWN CASTLE INTERNATIONAL	02/28/06	03/16/07	631.01	1,368.99	78.52	
125007600	44	CROWN CASTLE INTERNATIONAL	02/28/06	08/06/07	1,447.51	1,742.36	285.25	
125007700	56	EBAY INC	04/14/05	03/23/07	2,027.61	496.87	(19.28)	
125007800	15	EBAY INC	04/14/05	03/30/07	477.59	1,026.86	(1.03)	
125007900	31	EBAY INC	04/14/05	04/05/07	1,025.83	364.37	5.44	
125008000	11	EBAY INC	04/14/05	02/21/07	369.81	959.13	506.76	
125008100	50	ELECTRONIC DATA SYS CORP NEW	06/10/05	02/21/07	1,465.89	959.13		

2007 YEAR END SUMMARY



Ref: 00000901 00075518

LEONETTE FOUNDATION  
Account Number [REDACTED]

Details of Long Term Gain (Loss) 2007 - continued

Reference Number	Quantity	Security Description	Opening Trade Date	Closing Trade Date	Sale Proceeds	Cost	(Loss)	Gain
125007800	170	ELECTRONIC DATA SYS CORP NEW	06/10/05	04/13/07	\$ 4,841.86	\$ 3,261.05		\$ 1,580.81
125007900	81	FEDERAL NATIONAL MORTGAGE ASSN	03/24/03	10/05/07	5,455.11	5,360.70	(127.45)	94.41
	35		07/07/03		2,357.15	2,484.60	(110.05)	
	24		07/14/03		1,616.32	1,726.37	(110.05)	
125008100	3	GENENTECH INC	07/13/05	06/29/07	226.55	261.00	(34.45)	
125008200	1	GENENTECH INC	07/13/05	10/19/07	74.72	87.00	(12.28)	
	16		07/22/05		1,195.52	1,393.57	(198.05)	
125008300	4	GENENTECH INC	07/22/05	11/16/07	299.71	348.39	(48.68)	
	25		08/11/05		1,873.18	2,193.77	(320.59)	
	8		09/09/05		599.41	731.82	(132.41)	
125008400	142	GENERAL ELECTRIC CO	03/24/03	08/24/07	5,569.15	3,814.70		1,754.45
125008500	116	GENERAL ELECTRIC CO	03/24/03	10/23/07	4,684.86	3,116.24		1,568.62
125008600	23	GENERAL ELECTRIC CO	03/24/03	10/29/07	934.47	617.87		316.60
	15		04/14/05		609.44	594.45		14.99
125008700	26	GILEAD SCIENCES INC	05/26/05	02/05/07	1,822.09	1,068.45		753.64
	2		06/02/05		140.16	84.24		55.92
125008800	8	GILEAD SCIENCES INC	06/02/05	05/04/07	654.20	396.95		327.25
125008900	1	GILEAD SCIENCES INC	06/02/05	06/18/07	80.40	42.12		38.28
125009000	7	GOLDMAN SACHS GROUP INC	05/07/04	01/26/07	1,486.89	654.39		832.50
		COMM MAY BE SUBJ TO REBATE						
125009100	4	GOLDMAN SACHS GROUP INC	05/07/04	03/23/07	846.08	373.93		472.15
125009200	11	GOLDMAN SACHS GROUP INC	05/07/04	07/16/07	2,427.01	1,028.32		1,398.69
125009300	6	GOLDMAN SACHS GROUP INC	05/07/04	11/09/07	1,267.14	580.90		706.24
125009400	12	GOLDMAN SACHS GROUP INC	05/07/04	11/16/07	2,724.22	1,121.81		1,602.41
125009500	1	GOOGLE INC	04/19/05	05/11/07	466.57	199.55		277.02
		CLASS A						
125009600	2	GOOGLE INC	04/19/05	06/18/07	1,026.32	379.10		647.22
		CLASS A						
125009700	1	GOOGLE INC	04/19/05	07/16/07	552.55	189.55		363.00
	1	CLASS A	05/18/05		552.55	237.56		314.99
125009800	4	GOOGLE INC	05/18/05	09/28/07	2,271.96	850.26		1,321.70
		CLASS A						
125009900	1	GOOGLE INC	06/02/05	10/16/07	617.08	286.46		328.62
		CLASS A						

2007 YEAR END SUMMARY



Ref: 00000901 00075519

LEONETTE FOUNDATION  
Account Number [REDACTED]

Details of Long Term Gain (Loss) 2007 - continued

Reference number	Quantity	Security Description	Opening Trade Date	Closing Trade Date	Sale Proceeds	Cost	(Loss)	Gain
125010000	2	GOOGLE INC	06/02/05	11/02/07	\$ 1,402.92	\$ 576.92		\$ 826.00
	4	CLASS A	07/22/05		2,805.85	1,215.15		1,590.70
					7,335.08	5,163.15		2,171.93
125010100	76	HARTFORD FINL SVCS GROUP INC	04/14/05	03/23/07	1,283.04	1,257.92		25.12
125010400	31	INFOSYS TECHNOLOGIE SP ADR	07/13/06	11/16/07	1,614.14	1,606.52		7.62
	39				262.22	276.36	(14.14)	128.42
125010500	21	INTERPUBLIC GROUP OF COS INC	04/14/05	04/13/07	1,261.15	1,132.73		168.77
	101		10/11/05		824.11	659.34		124.18
	66		02/09/06		578.60	454.42		666.80
125010600	12	JPMORGAN CHASE & CO	07/06/04	03/30/07	3,663.23	2,996.43		12.57
125010800	69	KELLOGG CO	04/18/06	08/06/07	70.41	57.84		1.66
125010900	1	KOHL'S CORP	05/05/06	06/22/07	233.01	231.35		
125011000	4	KOHL'S CORP	05/05/06	09/04/07	2,288.42	2,544.82	(256.40)	
125011100	44	KOHL'S CORP	05/05/06	11/02/07	773.62	925.39	(151.77)	
125011200	16	KOHL'S CORP	05/23/06	11/26/07	517.37	922.56	(148.94)	
	16		05/23/06		329.23	634.26	(116.89)	
125011300	11	KOHL'S CORP	05/23/06	12/14/07	11.19	394.69	(65.46)	3.14
	7		07/13/06			8.05		
125011400	3564	KRAFT FOODS INC CLASS A	04/14/05	04/10/07	1,444.77	948.87		485.90
		CASH IN LIEU OF .41586						
		RECORD 09/16/07 PAY 03/30/07						
125011500	42	KRAFT FOODS INC CLASS A	04/14/05	09/28/07	1,726.45	1,200.61		525.84
125011600	53,1429	KRAFT FOODS INC CLASS A	04/14/05	10/30/07	515.15	394.22		120.93
	15,8571		06/23/06		2,828.96	1,536.00		1,292.96
125011700	96	KROGER CO	04/14/05	05/25/07	2,936.54	2,543.45		393.09
125012100	35	LEGG MASON INC	04/14/05	09/28/07	859.77	726.70		133.07
125012200	10	LEGG MASON INC	04/14/05	10/05/07	1,410.21	1,235.39		174.82
125012300	17	LEGG MASON INC	04/14/05	10/16/07	1,954.79	1,744.08		210.71
125012400	24	LEGG MASON INC	04/14/05	10/29/07	1,382.94	1,380.73		2.21
125012500	19	LEGG MASON INC	04/14/05	11/09/07	363.93	551.37	(187.44)	
	5		08/11/05		72.79	131.50	(58.71)	
	1		01/25/06		1,608.03	1,772.58	(164.55)	
125012800	31	ELI LILLY & CO	06/10/05	01/08/07	272.47	285.90	(13.43)	
125012900	5	ELI LILLY & CO	06/10/05	02/05/07	738.18	587.40		150.78
125013100	22	LOWES COMPANIES INC	04/14/05	02/15/07	234.87	182.52		52.35
	7		04/26/05					

2007 YEAR END SUMMARY



Ref: 00000901 00075520

LEONETTE FOUNDATION  
Account Number [REDACTED]

Details of Long Term Gain (Loss) 2007 - continued

Reference Number	Quantity	Security Description	Opening Trade Date	Closing Trade Date	Sale Proceeds	Cost	(Loss)	Gain
125013200	49	LOWES COMPANIES INC	04/26/05	05/18/07	\$ 1,596.21	\$ 1,277.64		\$ 318.57
125013500	18	MEDCO HEALTH SOLUTIONS INC	09/12/06	11/16/07	1,730.39	1,134.48		595.91
125013600	24	MERRILL LYNCH & CO INC COMM MAY BE SUBJ TO REBATE	04/14/05	01/26/07	2,244.99	1,319.76		925.23
125013700	8	MERRILL LYNCH & CO INC	04/14/05	07/16/07	688.73	439.92		248.81
125013800	13	MERRILL LYNCH & CO INC	04/14/05	10/29/07	877.68	714.87		162.81
	21		10/03/05		1,417.78	1,312.48		105.30
125013900	50	MICROSOFT CORP	03/24/03	05/11/07	1,542.63	1,272.90		269.73
	12		07/07/03		370.23	330.17		40.06
125014000	39	MICROSOFT CORP	07/07/03	09/24/07	1,143.49	1,073.04		70.45
	14		07/14/03		410.48	387.94		22.54
125014400	68	NATIONAL CITY CORP	04/14/05	08/24/07	1,904.45	2,266.44	(361.99)	
125014500	32	NATIONAL CITY CORP	04/14/05	09/24/07	817.47	1,066.56	(249.09)	
125014700	2	NETWORK APPLIANCE INC	06/19/06	07/16/07	59.00	68.56	(9.56)	
125014800	88	NETWORK APPLIANCE INC	06/19/06	08/13/07	2,093.09	3,016.64	(923.55)	
	64		07/28/06		1,522.25	1,906.22	(383.97)	
125015000	6	NVIDIA CORP	04/18/06	04/27/07	196.26	170.77		25.49
125015100	27	NVIDIA CORP	04/18/06	05/18/07	942.55	768.45		174.10
125015200		.0446 NVIDIA CORP .1361 CASH IN LIEU OF .50000 RECORD 08/20/07 PAY 09/10/07	04/18/06	08/20/07	1.54	1.11		.43
			05/05/06		4.71	2.82		1.89
125015300	18	NVIDIA CORP	04/18/06	08/24/07	862.29	448.96		413.33
125015400	30	OFFICE DEPOT INC NEW	12/21/05	04/13/07	1,052.27	924.54		127.73
125015700	7	PROCTER & GAMBLE CO	01/31/05	05/11/07	430.91	372.01		58.90
125015800	5	PROCTER & GAMBLE CO	01/31/05	05/18/07	317.03	265.72		51.31
125015900	12	PROCTER & GAMBLE CO	04/04/06	05/25/07	755.99	697.15		58.84
	15		04/20/06		944.98	850.14		94.85
	4		05/05/06		251.99	222.81		29.18
125016000	11	PROCTER & GAMBLE CO	05/05/06	06/18/07	680.22	612.74		67.48
125016100	25	PROCTER & GAMBLE CO	05/05/06	06/22/07	1,533.47	1,392.58		140.89
125016200	28	PROCTER & GAMBLE CO	05/05/06	07/02/07	1,723.93	1,559.69		164.24
	1		05/23/06		61.57	54.77		6.80
125016300	17	QUALCOMM INC COMM MAY BE SUBJ TO REBATE	03/24/03	01/29/07	634.61	324.54		310.07
125016400	8	QUALCOMM INC	03/24/03	04/13/07	338.58	152.72		185.86

2007 YEAR END SUMMARY



Ref: 00000801 00075521

LEONETTE FOUNDATION  
Account Number [REDACTED]

Details of Long Term Gain (Loss) 2007 - continued

Reference number	Quantity	Security Description	Opening Trade Date	Closing Trade Date	Sale Proceeds	Cost	(Loss)	Gain
125016500	22	QUALCOMM INC	03/24/03	05/04/07	\$ 988.42	\$ 419.99		\$ 548.43
125016600	8	QUALCOMM INC	03/24/03	06/08/07	396.09	152.72		183.37
125016700	2	QUALCOMM INC	03/24/03	06/18/07	85.25	38.18		47.07
125016800	11	QUALCOMM INC	03/24/03	08/24/07	419.20	209.99		209.21
125016900	34	QUALCOMM INC	03/24/03	10/16/07	1,401.39	649.07		752.32
125017000	64	QUALCOMM INC	03/24/03	10/29/07	2,680.14	1,221.79		1,438.35
125017100	52	SAFEWAY INC NEW	04/14/05	04/13/07	1,896.27	1,112.80		783.47
125017200	36	SAFEWAY INC NEW	04/14/05	08/01/07	1,169.25	770.40		398.85
125017300	8	SAP AKLENGESELLSCHAFT	04/14/05	03/05/07	364.10	304.64		59.46
125017400	24	SAP AKLENGESELLSCHAFT	04/14/05	03/16/07	1,092.30	951.11		141.19
125017500	11	SAP AKLENGESELLSCHAFT	04/26/05	03/16/07	497.90	435.93		61.97
125017600	29	SCHLUMBERGER LTD	05/18/05	03/23/07	1,312.53	1,513.03	(200.40)	36.39
125017700	11	SCHLUMBERGER LTD	05/18/05	03/30/07	69.07	32.68		403.07
125017800	8	SCHLUMBERGER LTD	05/18/05	09/14/07	762.57	359.50		536.91
125017900	8	SCHLUMBERGER LTD	05/18/05	10/16/07	798.36	261.45		536.91
125018100	89	SCHWAB CHARLES CORP	05/18/05	07/16/07	902.56	261.45		641.11
125018200	10	SCHWAB CHARLES CORP	06/19/06	07/20/07	1,989.85	1,378.14		591.71
125018300	21	SCHWAB CHARLES CORP	06/19/06	08/13/07	202.50	154.85		47.65
125018400	55	SCHWAB CHARLES CORP	06/19/06	08/20/07	387.70	325.18		62.52
125018700		TRADE AS OF 08/20/07			1,073.09	851.65		221.44
125018800		SUN MICROSYSTEMS INC NEW	09/12/06	11/12/07	1.09	1.04		.05
		REVSPLT 11/12/07 868810104000	10/12/06		.05	.05		.02
			10/18/06		1.62	1.60		
			10/30/06		.86	.91	(.05)	
			09/12/06	12/14/07	1,658.41	1,699.12	(40.71)	
			10/12/06		83.91	85.80	(1.89)	
			10/18/06		667.79	705.82	(38.03)	
			12/21/05	01/19/07	1,919.90	1,687.84		232.06
125018900	31	TARGET CORP	04/14/05	04/20/07	73.75	64.60		9.15
125019000	2	TEVA PHARMACEUTICAL INDS LTD ADR	04/14/05	05/11/07	1,469.61	1,195.10		274.51
125019100	37	TEVA PHARMACEUTICAL INDS LTD ADR	04/14/05	08/06/07	1,169.11	904.40		264.71
125019200	28	TEVA PHARMACEUTICAL INDS LTD ADR						

2007 YEAR END SUMMARY



Ref: 00000901 00075522

LEONETTE FOUNDATION  
Account Number [REDACTED]

**Details of Long Term Gain (Loss) 2007 - continued**

Reference Number	Quantity	Security Description	Opening Trade Date	Closing Trade Date	Sale Proceeds	Cost	(Loss)	Gain
125019300	6	TEVA PHARMACEUTICAL INDS LTD ADR	04/14/05	08/24/07	\$ 250.57	\$ 193.80		\$ 56.77
125019400	26	TEVA PHARMACEUTICAL INDS LTD ADR	04/14/05	11/26/07	1,141.38	839.80		301.58
125019500	180	TIME WARNER INC	04/14/05	08/24/07	3,408.19	3,177.00		231.19
125019800	14	UNITEDHEALTH GROUP INC	04/14/05	08/29/07	717.59	650.30		67.29
125019900	73	UNITEDHEALTH GROUP INC	04/14/05	07/27/07	3,613.50	3,390.85		222.65
	13		10/09/05		643.50	739.78	(96.28)	
125020000	31	WACHOVIA CORP 2ND NEW	04/14/05	01/19/07	1,742.88	1,559.30		183.58
125020100	49	WACHOVIA CORP 2ND NEW	04/14/05	02/01/07	2,761.52	2,464.70		296.82
	24		10/11/05		1,352.58	1,120.56		232.02
125020700	24	WELLPOINT INC	04/14/05	06/22/07	1,913.41	1,471.08		442.33
125020800	17	WELLPOINT INC	04/14/05	09/21/07	1,357.68	1,042.01		315.67
125020900	19	WELLPOINT INC	04/14/05	11/16/07	1,552.86	1,164.61		388.25
125021200	6	YAHOO INC	07/13/05	04/13/07	187.26	220.38	(33.12)	
	14		11/22/05		436.94	586.50	(159.56)	
125021300	5	YAHOO INC	11/22/05	05/18/07	146.40	213.04	(66.64)	
<b>Total</b>					\$ 267,731.23	\$ 204,572.12	(\$ 9,308.27)	\$ 62,467.38

2007 YEAR END SUMMARY



**Smith Barney Reserved  
Client Statement  
2007 Year End Summary**

LEONETTE FOUNDATION  
Account Number [REDACTED]

**Details of Short Term Gain (Loss) 2007**

This section shows your sales of securities during the year. The "Sale Proceeds" column excludes any accrued income you may have received. In addition, although cash in lieu less than \$20 is not included on Form 1099-B (if applicable), it is included in this section. Please note, this material is being prepared for informational purposes only and should not be used for tax preparation without the assistance of your tax advisor.

Reference number	Quantity	Security Description	Opening Trade Date	Closing Trade Date	Sale Proceeds	Cost	(Loss)	Gain
125000800	50	BG GROUP PLC SPON ADR	04/07/06	03/12/07	\$ 3,362.36	\$ 3,297.65		\$ 64.71
125000900	1	BG GROUP PLC SPON ADR	04/07/06	03/13/07	67.29	65.95		1.34
125001100	55	BAYER A G SPONSORED ADR	04/06/06	03/26/07	3,362.51	2,265.59		1,096.92
125001200	6	BAYER A G SPONSORED ADR	04/06/06	03/26/07	368.47	247.16		121.31
125001300	5	BAYER A G SPONSORED ADR	04/06/06	03/27/07	304.84	205.96		98.88
125001900	560	FORTIS NL SPONSORED ADR NEW SALE OF RTS ON 560,000 SHS	10/16/07	10/16/07	2,968.65	.01		2,968.64
125002000	48	HITACHI LTDADR	04/06/06	01/12/07	3,143.24	3,574.86	(431.62)	
125002100	58	HITACHI LTDADR	04/06/06	03/16/07	4,225.09	4,319.62	(94.53)	
125002500	7	RIO TINTO PLC:GBP	04/06/06	02/08/07	1,487.25	1,539.86	(52.61)	
125002600	5	RIO TINTO PLC:GBP	04/06/06	02/08/07	1,065.65	1,099.91	(34.26)	
125002700	4	RIO TINTO PLC:GBP	04/06/06	02/09/07	845.95	879.92	(33.97)	
<b>Total</b>					<b>\$ 21,201.30</b>	<b>\$ 17,466.49</b>	<b>(\$ 646.89)</b>	<b>\$ 4,351.80</b>

**Details of Long Term Gain (Loss) 2007**

This section shows your sales of securities during the year. The "Sale Proceeds" column excludes any accrued income you may have received. In addition, although cash in lieu less than \$20 is not included on Form 1099-B (if applicable), it is included in this section. Please note, this material is being prepared for informational purposes only and should not be used for tax preparation without the assistance of your tax advisor.

Reference number	Quantity	Security Description	Opening Trade Date	Closing Trade Date	Sale Proceeds	Cost	(Loss)	Gain
125000100	165	ALLIANCE BOOTS PLC ADR	04/06/06	04/10/07	\$ 3,352.58	\$ 2,095.50		\$ 1,257.08
125000200	203	ALLIANCE BOOTS PLC ADR	04/06/06	04/20/07	4,578.48	2,578.10		2,000.38
125000300	32	ALLIANCE BOOTS PLC ADR	04/06/06	05/16/07	710.65	406.40		304.26
125000400	35	ALLIANCE BOOTS PLC ADR	04/06/06	05/23/07	779.74	444.50		335.24
125000500	45	ALLIANCE BOOTS PLC ADR	04/06/06	06/12/07	995.52	571.50		424.02
125000600	130	ALLIANCE BOOTS PLC ADR	04/06/06	06/13/07	2,874.24	1,651.00		1,223.24

2007 YEAR END SUMMARY



Smith Barney Reserved  
Client Statement  
2007 Year End Summary

LEONETTE FOUNDATION  
Account Number [REDACTED]

Details of Long Term Gain (Loss) 2007 - continued

Reference Number	Quantity	Security Description	Opening Trade Date	Closing Trade Date	Sale Proceeds	Cost	(Loss)	Gain
125000700	164	ALLIANCE BOOTS PLC ADR	04/06/06	08/20/07	\$ 3,692.74	\$ 2,082.80		\$ 1,609.94
125001000	40	BG GROUP PLC SPON ADR	04/07/06	12/14/07	4,456.50	2,638.12		1,818.38
125001400	60	BAYER A G SPONSORED ADR	04/06/06	06/14/07	4,430.49	2,471.56		1,958.93
125001500	52	BAYER A G SPONSORED ADR	04/06/06	07/13/07	4,051.30	2,142.01		1,909.29
125001600	6	BAYER A G SPONSORED ADR	04/06/06	08/20/07	44.62	247.16		194.46
125001700	4	BAYER A G SPONSORED ADR	04/06/06	08/20/07	295.50	164.77		130.73
125001800	42	BAYER A G SPONSORED ADR	04/06/06	08/21/07	3,217.80	1,730.09		1,487.71
125002200	15	HITACHI LTD-ADR	04/06/06	05/16/07	1,118.51	1,117.14		1.37
125002300	18	HITACHI LTD-ADR	04/06/06	05/23/07	1,299.64	1,340.57	(40.93)	
125002400	15	HITACHI LTD-ADR	04/06/06	05/24/07	1,084.36	1,117.15	(32.79)	
125002800		2704 TELECOM CORP NEW ZEALAND .0513 LTD SPONSORED ADR .1379 CASH IN LIEU OF .77778 .046 RECORD 09/21/07 PAY 09/24/07 .0901	04/06/06	09/21/07	4.56 .86 2.32 .77 1.52 3.09	5.45 .80 2.19 .72 1.33 2.60	(.89)	.06 .13 .05 .19 .49
125002900	57	TELEFONICA S.A. SPON ADR	04/07/06	09/14/07	4,150.68	2,707.67		1,443.01
125003000	4	TELEFONICA S.A. SPON ADR	04/07/06	12/14/07	396.82	190.01		206.81
125003100	4	TELEFONICA S.A. SPON ADR	04/07/06	12/17/07	391.22	190.01		201.21
<b>Total</b>					<b>\$ 42,331.52</b>	<b>\$ 25,899.15</b>	<b>(\$ 74.61)</b>	<b>\$ 16,506.98</b>

2007 YEAR END SUMMARY





**Smith Barney Reserved  
Client Statement  
2007 Year End Summary**

LEONETTE FOUNDATION  
Account Number [REDACTED]

**Details of Short Term Gain (Loss) 2007 - continued**

Reference number	Quantity	Security Description	Opening Trade Date	Closing Trade Date	Sale Proceeds	Cost	(Loss)	Gain
125001300	281	TRIBUNE CO	01/19/07	12/20/07	\$ 9,554.00	\$ 8,595.79		\$ 958.21
	100		03/30/07		3,400.00	3,208.00		192.00
<b>Total</b>					<b>\$ 13,950.00</b>	<b>\$ 12,385.00</b>		<b>\$ 1,215.00</b>

**Details of Long Term Gain (Loss) 2007**

This section shows your sales of securities during the year. The "Sale Proceeds" column excludes any accrued income you may have received. In addition, although cash in lieu less than \$20 is not included on Form 1099-B (if applicable), it is included in this section. Please note, this material is being prepared for informational purposes only and should not be used for tax preparation without the assistance of your tax advisor.

Reference number	Quantity	Security Description	Opening Trade Date	Closing Trade Date	Sale Proceeds	Cost	(Loss)	Gain
125000100	250	AMETEK INC	11/10/95	04/19/07	\$ 8,930.86	\$ 1,231.11		\$ 7,699.75
125000200	1,000	DEL MONTE FOODS CO	05/29/03	04/19/07	11,779.81	8,950.00		2,829.81
125000300	50	EMBARQ CORP	03/01/04	04/19/07	2,905.95	1,759.59		1,146.36
125000400	100	FLOWSERVE CORP	06/27/00	10/16/07	7,917.45	1,481.25		6,436.20
125000500	300	GREIF INC CLASS A	01/10/95	04/19/07	16,295.75	3,309.38		12,986.37
125000600	500	HILTON HOTELS CORP	11/07/00	08/21/07	22,790.95	4,531.25		18,259.70
125000700	500	JOURNAL REGISTER CO	07/03/01	04/19/07	2,969.95	8,611.95	(5,642.00)	
125000800	225	LIBERTY MEDIA HLDG CORP INTERACTIVE SER A	11/25/96	04/19/07	5,388.89	962.59		4,426.30
125000900	500	SENSIENT TECHNOLOGIES CORP	11/15/00	04/20/07	14,849.77	10,968.75		3,881.02
125001000	300	SEQUA CORP CLASS A	02/26/97	12/03/07	52,500.00	12,000.00		40,500.00
125001100	200	THOMAS & BETTS CORP	05/29/02	10/17/07	11,713.16	4,404.00		7,309.16
125001200	300	TRIBUNE CO	10/26/04	06/04/07	10,200.00	12,477.00	(2,277.00)	
	200		11/09/04		6,800.00	8,796.00	(1,996.00)	
<b>Total</b>					<b>\$ 175,042.54</b>	<b>\$ 79,482.87</b>	<b>(\$ 9,915.00)</b>	<b>\$ 105,474.67</b>

2007 YEAR END SUMMARY



**Smith Barney Reserved  
Client Statement  
2007 Year End Summary**

ONETTE FOUNDATION

Account Number [REDACTED]

Dividends received and dividends exempt from Federal income tax.

Non cash liquidation distributions Investment expense NRA Withholding

**Details of Short Term Gain (Loss) 2007**

This section shows your sales of securities during the year. The "Sale Proceeds" column excludes any accrued income you may have received. In addition, although cash in lieu less than \$20 is not included on Form 1099-B (if applicable), it is included in this section. Please note, this material is being prepared for informational purposes only and should not be used for tax preparation without the assistance of your tax advisor.

Reference number	Quantity	Security Description	Opening Trade Date	Closing Trade Date	Sale Proceeds	Cost	(Loss)	Gain
125001800	227	MOODY'S CORPORATION	07/24/07	11/19/07	\$ 8,498.52	\$ 13,083.87	(\$ 4,585.35)	
<b>Total</b>					<b>\$ 8,498.52</b>	<b>\$ 13,083.87</b>	<b>(\$ 4,585.35)</b>	

**Details of Long Term Gain (Loss) 2007**

This section shows your sales of securities during the year. The "Sale Proceeds" column excludes any accrued income you may have received. In addition, although cash in lieu less than \$20 is not included on Form 1099-B (if applicable), it is included in this section. Please note, this material is being prepared for informational purposes only and should not be used for tax preparation without the assistance of your tax advisor.

Reference number	Quantity	Security Description	Opening Trade Date	Closing Trade Date	Sale Proceeds	Cost	(Loss)	Gain
125000100	200	APPLE INC TRADE AS OF 05/23/07	04/04/06	05/23/07	\$ 22,641.39	\$ 12,360.00		\$ 10,281.39
125000200	100	APPLE INC	04/04/06	06/14/07	11,871.19	6,180.00		5,691.19
	150		04/04/06		17,806.78	9,270.00		8,536.78
125000300	250	APPLE INC	04/04/06	07/09/07	32,569.98	15,450.00		17,119.98

2007 YEAR END SUMMARY





Smith Barney Reserved  
Client Statement  
2007 Year End Summary

LEONETTE FOUNDATION  
Account Number [REDACTED]

Details of Earnings 2007 - continued

Dividends and Distributions, Section 2

	Cash	Non cash liquidation distributions	Investment expense	NRA Withholding
Totals				

Details of Short Term Gain (Loss) 2007

This section shows your sales of securities during the year. The "Sale Proceeds" column excludes any accrued income you may have received. In addition, although cash in lieu less than \$20 is not included on Form 1099-B (if applicable), it is included in this section. Please note, this material is being prepared for informational purposes only and should not be used for tax preparation without the assistance of your tax advisor.

Reference number	Quantity	Security Description	Opening Trade Date	Closing Trade Date	Sale Proceeds	Cost	(Loss)	Gain
125000100	70	DAIMLERCHRYSLER AG-EUR	12/20/06	04/03/07	\$ 5,809.22	\$ 4,358.17		\$ 1,451.05
125000200	43	DAIMLER AG SBX=H1 SBX CONNECTIVITY BUSINESS	12/20/06	12/03/07	4,378.62	2,677.16		1,701.46
125000400	381	ALLIANZ SE ADR	01/25/07	11/08/07	7,883.06	7,522.00		361.06

2007  
YEAR  
END  
SUMMARY

Ref: 00000901 00075545

LEONETTE FOUNDATION  
Account Number [REDACTED]

**Details of Short Term Gain (Loss) 2007 - continued**

Reference number	Quantity	Security Description	Opening Trade Date	Closing Trade Date	Sale Proceeds	Cost	(Loss)	Gain
125000800	250	BAE SYSTEMS PLC SPON ADR	12/28/06	07/03/07	\$ 8,231.67	\$ 8,430.88	(\$ 199.21)	
	236		05/11/07		7,770.70	8,312.51	(541.81)	
125001200	77	BRITISH AMERICAN TOBACCO PLC ADR	01/29/07	12/03/07	6,002.82	4,704.93		1,297.89
		SBX=H1						
		SBX CONNECTIVITY BUSINESS						999.62
125001300	72	CRH PLC ADR-USD	10/30/06	06/11/07	3,518.58	2,518.96		
		SBX CONNECTIVITY BUSINESS						
		SBX=H1						
125001900	20	GALLAHER GRP PLC SPON ADR	05/11/06	01/23/07	1,808.61	1,286.30		522.31
	120		05/15/06		10,851.65	7,700.26		3,151.39
125002900	1,056	KINGFISHER PLC SPONSORED ADR NEW	02/22/07	10/24/07	7,241.29	10,719.77	(3,478.48)	
		TRADE AS OF 10/24/07						
125003000	219	KINGFISHER PLC SPONSORED ADR NEW	02/22/07	10/25/07	1,515.93	2,223.14	(707.21)	
125004000	36	ROCHE HLDG LTD SPON ADR	04/19/07	12/03/07	3,333.54	3,446.91	(113.37)	
		SBX=H1						
		SBX CONNECTIVITY BUSINESS						1,056.57
125004800	95	SWISS REINSURANCE SPON ADR	02/16/06	01/25/07	8,041.99	6,985.42		
					\$ 76,387.88	\$ 70,886.41	(\$ 5,040.09)	\$ 10,541.35
<b>Total</b>								

**Details of Long Term Gain (Loss) 2007**

This section shows your sales of securities during the year. The "Sale Proceeds" column excludes any accrued income you may have received. In addition, although cash in lieu less than \$20 is not included on Form 1099-B (if applicable), it is included in this section. Please note, this material is being prepared for informational purposes only and should not be used for tax preparation without the assistance of your tax advisor.

Reference number	Quantity	Security Description	Opening Trade Date	Closing Trade Date	Sale Proceeds	Cost	(Loss)	Gain
125000300	71	AIDIAS AG SPON ADR	11/08/06	12/03/07	\$ 2,396.21	\$ 1,864.03		\$ 532.18
		SBX=H1						
		SBX CONNECTIVITY BUSINESS						3,201.38
125000500	100	ALLIED IRISH BKS SPON ADR	11/20/02	02/27/07	6,047.81	2,846.43		4,123.89
125000600	140	ALLIED IRISH BKS SPON ADR	11/20/02	04/02/07	8,108.99	3,985.00		931.05
	75		02/16/06		4,344.10	3,413.05		

2007 YEAR END SUMMARY




Ref: 00000901 00075546

LEONETTE FOUNDATION  
Account Number [REDACTED]

**Details of Long Term Gain (Loss) 2007 - continued**

Reference number	Quantity	Security Description	Opening Trade Date	Closing Trade Date	Sale Proceeds	Cost	(Loss)	Gain
125000700	145	AXA S.A.SPONS ADR TRADE AS OF 07/19/07	12/03/97	07/19/07	\$ 6,386.98	\$ 2,685.62		\$ 3,701.36
125000900	35	BARCLAYS PLC-ADR	04/23/02	04/03/07	2,031.29	1,182.78		848.51
	35	BARCLAYS PLC-ADR	04/23/02	07/25/07	8,924.62	5,136.66		3,787.96
125001000	152	BARCLAYS PLC-ADR	04/23/02	11/01/07	7,437.91	5,170.46		2,267.45
125001100	153	BARCLAYS PLC-ADR	02/16/06	02/16/06	6,319.80	5,890.40		429.40
	130	TRADE AS OF 11/01/07	12/10/02	04/03/07	4,244.73	2,123.32		2,121.41
125001400	80	CADBURY SCHWEPES PLC ADR	12/10/02	07/10/07	7,383.98	3,583.10		3,800.88
125001500	135	CADBURY SCHWEPES PLC ADR	02/16/06	02/16/06	1,039.23	760.89		278.34
	19	TRADE AS OF 07/10/07	03/19/97	06/11/07	2,598.07	1,152.40		1,445.67
125001600	31	DIAGEO PLC SPON ADR-NEW	08/16/02	08/16/02	1,257.13	715.97		541.16
	15	SBX CONNECTIVITY BUSINESS						
		SBX=H1						
125001700	41	DIAGEO PLC SPON ADR-NEW	08/16/02	12/03/07	3,660.83	1,956.99		1,703.84
		SBX=H1						
		SBX CONNECTIVITY BUSINESS						
125001800	44	ENI SPA SPONSORED ADR	11/22/96	12/03/07	3,127.47	918.21		2,209.26
		SBX=H1						
		SBX CONNECTIVITY BUSINESS						
125002000	115	GLAXOSMITHKLINE PLC SP ADR	02/12/02	02/22/07	6,515.83	5,782.20		733.63
125002100	123	HSBC HLDG PLC SP ADR NEW	04/24/02	07/25/07	11,241.71	7,399.52		3,842.19
125002200	55	HSBC HLDG PLC SP ADR NEW	04/24/02	10/19/07	5,213.65	3,308.73		1,904.92
125002300	8	HSBC HLDG PLC SP ADR NEW	04/24/02	11/13/07	697.68	481.27		216.41
	73	02/16/06	02/16/06	6,366.28	6,093.35		272.93	
125002400	124	HEINEKEN N V ADR -USD-	01/10/03	06/11/07	3,595.94	1,976.78		1,619.16
		SBX CONNECTIVITY BUSINESS						
		SBX=H1						
125002500	103	HEINEKEN N V ADR -USD-	01/10/03	12/03/07	3,347.44	1,642.01		1,705.43
		SBX=H1						
		SBX CONNECTIVITY BUSINESS						
125002600	55	IMPERIAL TOBACCO GROUP PLC	09/02/05	04/03/07	4,952.26	3,169.41		1,782.85
		SPONSORED ADR						
125002700	83	IMPERIAL TOBACCO GROUP PLC	09/02/05	05/18/07	8,082.25	5,359.19		2,723.06
		SPONSORED ADR						

2007 YEAR END SUMMARY



Ref: 00000901 00075547

LEONETTE FOUNDATION  
Account Number XXXXXXXXXX

Details of Long Term Gain (Loss) 2007 - continued

Reference Number	Quantity	Security Description	Opening Trade Date	Closing Trade Date	Sale Proceeds	Cost	Loss	Gain
125002800	98	INTESA SANPAOLO S P A SPONSORED ADR SBX=H1	07/18/01	12/03/07	\$ 4,659.82	\$ 2,183.90		\$ 2,475.92
125003100	515 690 360	SBX CONNECTIVITY BUSINESS MITSUBISHI UFI FINANCIAL GROUP INC ADR SBX=H1	10/12/05 10/28/05 02/16/06	10/18/07	4,571.43 6,124.83 3,195.56	6,576.55 8,691.24 5,042.30	(2,005.12) (2,566.41) (1,846.74)	
125003200	47	MITSUI SUMITOMO INSURANCE CO LTD ADR TRADE AS OF 06/15/07	03/15/06	06/15/07	6,067.22	6,217.18	(149.96)	
125003300	10 56	MITSUI SUMITOMO INSURANCE CO LTD ADR	03/15/06 04/20/06	07/23/07	1,240.23 6,945.32	1,322.80 7,674.94	(82.57) (729.62)	
125003400	50	NESTLE S A SPONSORED ADR NESTLE S A SPONSORED ADR SBX=H1	09/30/94 09/30/94	04/03/07 12/03/07	4,917.23 9,266.25	1,140.63 1,779.37		3,776.60 7,486.88
125003500	78	SBX CONNECTIVITY BUSINESS					(255.89)	
125003600	395	NISSAN MTR LTD SPONS ADR	02/17/06	02/23/07	8,950.34	9,206.23		3,897.19
125003700	238	NOKIA CORP SPONSORED ADR	02/16/06	10/16/07	8,385.87	4,488.68		4,083.46
125003800	191	NOKIA CORP SPONSORED ADR SBX=H1	02/16/06	12/03/07	7,885.72	3,602.26		
125003900	85	SBX CONNECTIVITY BUSINESS					(112.69)	
125004100	106	NOMURA HOLDINGS INC ADR	01/26/04 04/16/04	09/11/07	1,378.13 3,145.37	1,490.82 3,276.25	(130.88)	1,049.02
125004200	45	SANOFI-AVENTIS SPONS ADR	08/26/04	06/11/07	4,776.04	3,727.02		535.44
125004300	51	SANOFI-AVENTIS SPONS ADR SBX=H1	06/23/05	12/03/07	7,673.85	3,884.30		3,789.55
125004400	196	SIEMENS A G SPONS ADR SBX=H1	06/23/05	12/03/07	5,105.72	3,726.02		1,379.70
125004500	144	SINGAPORE TELECOMMUNICATIO SPONSORED ADR NEW SBX=H1 SBX CONNECTIVITY BUSINESS SOCIETE GENERALE SPON ADR	11/22/06 03/11/97	12/03/07 07/27/07	4,936.37	889.92		4,046.45

2007 YEAR END SUMMARY




Ref: 00000901 00075548

LEONETTE FOUNDATION  
Account Number [REDACTED]

**Details of Long Term Gain (Loss) 2007 - continued**

Reference Number	Quantity	Security Description	Opening Trade Date	Closing Trade Date	Sale Proceeds	Cost	(Loss)	Gain
125004600	256	SOCIETE GENERALE SPON ADR	03/11/97	08/30/07	\$ 8,113.35	\$ 1,582.08		\$ 6,531.27
	100		02/16/06		3,169.28	2,803.24		366.04
125004700	93	SUEZ SA SPON ADR	07/24/06	12/03/07	6,161.15	3,762.39		2,398.76
		SBX=H1						
		SBX CONNECTIVITY BUSINESS						
125004900	205	TESCO PLC SPONSORED ADR	07/05/02	04/03/07	5,478.31	2,321.97		3,156.34
125005000	300	TESCO PLC SPONSORED ADR	07/05/02	06/20/07	7,647.63	3,398.01		4,249.62
		TRADE AS OF 08/20/07						
125005100	46	TOTAL S.A SPONS ADR	09/12/94	12/03/07	3,713.52	583.22		3,130.30
		SBX=H1						
		SBX CONNECTIVITY BUSINESS						
125005200	105	UNILEVER PLC SPONS ADR NEW	04/23/02	04/03/07	3,178.36	2,039.33		1,139.03
125005300	149	UNILEVER PLC SPONS ADR NEW	04/23/02	12/03/07	5,384.77	2,893.91		2,490.86
		SBX=H1						
		SBX CONNECTIVITY BUSINESS						
125005400	288,6923	VODAFONE GROUP PLC SPONS	02/25/03	04/03/07	7,903.80	6,022.55		1,881.25
	46,3077	ADR NEW	07/09/03		1,267.81	1,053.93		213.88
125005500	121	VODAFONE GROUP PLC SPONS	07/09/03	06/11/07	3,794.50	2,753.88		1,040.62
		ADR NEW						
		SBX=H1						
		SBX CONNECTIVITY BUSINESS						
125005600	112,6364	VODAFONE GROUP PLC SPONS	07/09/03	12/03/07	4,233.94	2,563.53		1,670.41
	39,3636	ADR NEW	02/16/06		1,479.65	966.33		513.32
		SBX=H1						
		SBX CONNECTIVITY BUSINESS						
<b>Total</b>					<b>\$ 290,022.52</b>	<b>\$ 188,976.33</b>	<b>(\$ 7,879.88)</b>	<b>\$ 108,926.07</b>

2007 YEAR END SUMMARY



**Smith Barney Reserved  
Client Statement  
2007 Year End Summary**

LEONETTE FOUNDATION  
Account Number [REDACTED]

**Details of Earnings 2007** *continued*

Dividends received and dividends exempt from Federal income tax.

Non cash liquidation distributions  
Investment expense  
NRA Withholding

**Details of Short Term Gain (Loss) 2007**

This section shows your sales of securities during the year. The "Sale Proceeds" column excludes any accrued income you may have received. In addition, although cash in lieu less than \$20 is not included on Form 1099-B (if applicable), it is included in this section. Please note, this material is being prepared for informational purposes only and should not be used for tax preparation without the assistance of your tax advisor.

Reference number	Quantity	Security Description	Opening Trade Date	Closing Trade Date	Sale Proceeds	Cost	(Loss)	Gain
125000400	59	AGILENT TECHNOLOGIES INC VSP 03/09/07 PRICE 31.665	03/09/07	05/22/07	\$ 2,273.47	\$ 1,868.26		\$ 405.21
125000500	40	AGILENT TECHNOLOGIES INC VSP 03/08/07 PRICE 31.756	03/08/07	05/22/07	1,541.33	1,270.24		271.09
125000600	36	AGILENT TECHNOLOGIES INC VSP 03/09/07 PRICE 31.665	03/09/07	05/23/07	1,398.01	1,139.96		258.05
125001700	35	AMGEN INC	05/25/07	09/10/07	1,769.33	1,897.62	(108.29)	
125002800	81	CLEAR CHANNEL COMMUNICATIONS	08/25/06	08/01/07	2,238.07	1,720.98		517.09
125004000		.1421 KRAFT FOODS INC CLASS A .0356 CASH IN LIEU OF .75665 RECORD 03/16/07 PAY 03/30/07	06/21/06	04/10/07	4.46	3.52		.94
			06/22/06		1.12	.88		.24

2007 YEAR END SUMMARY



citi smith barney

**Smith Barney Reserved  
Client Statement  
2007 Year End Summary**

LEONETTE FOUNDATION  
Account Number [REDACTED]

**Details of Short Term Gain (Loss) 2007 - continued**


Reference number	Quantity	Security Description	Opening Trade Date	Closing Trade Date	Sale Proceeds	Cost	(Loss)	Gain
125006200	34	SANOFLAVENTIS SPONS ADR	08/02/07	09/10/07	\$ 1,401.56	\$ 1,406.00	(\$ 4.44)	
125007100	12	UNITED STATES STEEL CORP NEW	09/21/06	04/23/07	1,291.82	683.65		608.17
125007200	7	UNITED STATES STEEL CORP NEW	09/21/06	04/24/07	721.53	398.79		322.74
	29		09/22/06		2,989.18	1,624.98		1,364.20
<b>Total</b>					<b>\$ 15,849.88</b>	<b>\$ 12,014.88</b>	<b>(\$ 112.73)</b>	<b>\$ 3,747.73</b>

**Details of Long Term Gain (Loss) 2007**

This section shows your sales of securities during the year. The "Sale Proceeds" column excludes any accrued income you may have received. In addition, although cash in lieu less than \$20 is not included on Form 1099-B (if applicable), it is included in this section. Please note, this material is being prepared for informational purposes only and should not be used for tax preparation without the assistance of your tax advisor.

Reference number	Quantity	Security Description	Opening Trade Date	Closing Trade Date	Sale Proceeds	Cost	(Loss)	Gain
125000100	39	INGERSOLL RAND CO LTD CLASS A (BERMUDA)	03/29/04	09/10/07	\$ 2,003.52	\$ 1,256.12		\$ 747.40
125000200	195	AETNA INC NEW	05/10/04	02/16/07	8,850.87	3,768.76		5,082.11
125000300	25	AETNA INC NEW	05/10/04	08/01/07	1,189.73	483.17		716.56
125000700	9	AGILENT TECHNOLOGIES INC VSP 11/12/04 PRICE 20.927	11/12/04	05/23/07	349.50	188.35		161.15
125000800	20	AGILENT TECHNOLOGIES INC VSP 11/12/04 PRICE 20.927	11/12/04	05/24/07	773.96	418.55		355.41
125000900	72	AGILENT TECHNOLOGIES INC	11/12/04	07/13/07	2,860.78	1,506.79		1,373.99
125001000	12	AGILENT TECHNOLOGIES INC	11/12/04	07/16/07	479.24	251.13		228.11
125001100	54	AGILENT TECHNOLOGIES INC	11/12/04	07/19/07	2,158.65	1,130.10		1,028.55
125001200	32	AGILENT TECHNOLOGIES INC	11/12/04	07/23/07	1,279.14	669.69		609.45
125001300	35	ALTRIA GROUP INC	07/01/03	01/18/07	3,082.76	1,618.75		1,464.01
125001400	30	ALTRIA GROUP INC	07/01/03	01/23/07	2,632.89	1,387.50		1,245.39
125001500	15	ALTRIA GROUP INC	07/01/03	01/24/07	1,319.35	693.75		625.60
125001600	36	ALTRIA GROUP INC	07/01/03	09/10/07	2,424.23	1,268.08		1,156.17
125001800	251	AON CORP	01/28/05	08/01/07	10,447.64	5,433.28		5,014.36
125001900	33	AON CORP	01/28/05	09/10/07	1,405.53	714.33		691.20
125002000	2	AON CORP	01/28/05	09/18/07	87.47	43.29		44.18

2007 YEAR END SUMMARY



Ref: 00000901 00075590

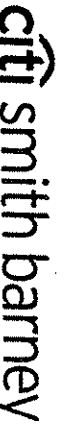
LEONETTE FOUNDATION  
Account Number 

Details of Long Term Gain (Loss) 2007 - continued

Reference Number	Quantity	Security Description	Opening Trade Date	Closing Trade Date	Sale Proceeds	Cost	(Loss)	Gain
125002100	55	APACHE CORP	09/08/06	09/10/07	\$ 4,314.13	\$ 3,560.23		\$ 753.90
125002200	53	BARRICK GOLD CORP CAD	03/29/04	08/01/07	1,718.68	1,222.61		496.07
125002300	148	BARRICK GOLD CORP CAD	03/29/04	09/10/07	5,490.88	3,414.10		2,076.58
125002400	51	CA INC	03/29/04	08/01/07	1,261.54	1,364.53	(102.99)	
125002500	117	CA INC	03/29/04	09/10/07	2,921.56	3,130.39	(208.83)	
125002600	49	CITIGROUP INC	07/01/03	09/10/07	2,226.92	2,136.85		88.07
		CITIGROUP GLOBAL MARKETS INC.						
		IS A CITIGROUP OWNED CO.						
125002700	14	CITIGROUP INC	07/01/03	11/08/07	504.78	611.10	(106.32)	
	50	CITIGROUP GLOBAL MARKETS INC.	01/21/04		1,802.77	2,475.80	(673.03)	
	5	IS A CITIGROUP OWNED CO.	03/03/04		180.27	250.32	(70.05)	
125002800	34	CLEAR CHANNEL COMMUNICATIONS	08/25/06	11/07/07	1,223.97	959.24		264.73
	4	CLEAR CHANNEL COMMUNICATIONS	08/29/06		144.00	113.90		30.10
125003000	76	CLEAR CHANNEL COMMUNICATIONS	08/28/06	11/08/07	2,773.96	2,164.00		609.96
	20	CLEAR CHANNEL COMMUNICATIONS	08/29/06		729.99	571.13		158.86
125003100	25	COMCAST CORP CL A - SPL	01/23/06	02/02/07	1,056.10	690.40		365.70
		COMCAST CORP CL A - SPL	01/23/06	03/05/07	1.76	1.28		.48
		.2965 CASH IN LIEU OF .50000	02/03/06		6.01	4.27		1.74
		.1941 RECORD 02/14/07 PAY 02/21/07	02/08/06		4.93	3.49		1.44
125003300	4	CONOCOPHILLIPS	07/01/03	06/18/07	924.38	110.11		214.27
125003400	90	CONOCOPHILLIPS	07/01/03	06/19/07	7,227.28	2,477.53		4,749.75
125003500	6	CONOCOPHILLIPS	07/01/03	07/13/07	599.03	165.17		373.86
125003600	44	CONOCOPHILLIPS	07/01/03	11/06/07	3,741.70	1,211.23		2,530.47
	26	CONOCOPHILLIPS	04/14/05		2,211.01	1,649.41		561.60
125003700	457	COUNTRYWIDE FINANCIAL CORP	03/29/04	11/20/07	4,233.90	14,110.15	(9,876.25)	
		TRADE AS OF 11/20/07						
125003800	176	COUNTRYWIDE FINANCIAL CORP	03/29/04	12/03/07	1,820.57	5,434.10	(3,613.53)	
	200	TRADE AS OF 12/03/07	10/26/04		2,068.83	6,459.66	(4,390.83)	
125003900	44	KIMBERLY CLARK CORP	07/01/03	09/10/07	2,998.59	2,258.05		740.54
125004000	244	KRAFT FOODS INC CLASS A	07/01/03	04/10/07	7.66	3.89		3.77
		.0947 CASH IN LIEU OF .75565	07/22/03		2.97	1.33		1.64
		.1634 RECORD 03/18/07 PAY 03/30/07	11/26/03		5.13	2.25		2.25
		.0758	09/10/04		2.38	1.30		1.08
125004100	16	LIBERTY MEDIA HLDG CORP CAP SER A	03/29/04	08/13/07	1,824.27	1,099.87		724.40

2007 YEAR END SUMMARY





**Smith Barney Reserved  
Client Statement  
2007 Year End Summary**

LEONETTE FOUNDATION  
Account Number [REDACTED]

**Details of Long Term Gain (Loss) 2007 - continued**

Reference number	Quantity	Security Description	Opening Trade Date	Closing Trade Date	Sale Proceeds	Cost	(Loss)	Gain
125004200	8	LIBERTY MEDIA HLDG CORP CAP SER A	03/29/04	08/14/07	\$ 915.05	\$ 549.94		\$ 365.11
125004300	6	LIBERTY MEDIA HLDG CORP CAP SER A	03/29/04	08/16/07	657.74	412.45		245.29
125004400	4	LIBERTY MEDIA HLDG CORP CAP SER A	03/29/04	08/22/07	442.32	274.97		167.35
125004500	14	LIBERTY MEDIA HLDG CORP CAP SER A	03/29/04	08/23/07	1,555.28	982.38		592.90
125004600	157	MGIC INVT CORP WIS	08/06/04	10/19/07	3,481.20	10,435.76	(6,954.56)	
125004700	85	MICROSOFT CORP	02/02/05	09/10/07	2,430.20	2,244.46		185.74
125004800	219	MOTOROLA INC DE	03/29/04	09/10/07	3,725.26	3,439.36		285.90
	1		04/15/04		17.01	15.62		1.39
125004900	100	NOBLE ENERGY INC	12/20/04	08/01/07	6,206.05	3,023.11		3,182.94
	1		12/21/04		62.06	30.65		31.41
125005000	22	POSCO SPON ADR	08/09/04	04/20/07	2,235.31	776.85		1,458.46
	2		08/06/04		203.21	69.70		133.51
125005100	18	POSCO SPON ADR	08/09/04	06/01/07	2,205.79	635.61		1,570.18
	3		08/10/04		367.63	107.81		259.82
125005200	11	POSCO SPON ADR	08/10/04	06/04/07	1,378.72	395.31		983.41
125005300	24	POSCO SPON ADR	08/10/04	09/26/07	4,404.81	862.49		3,542.32
125005400	2	POSCO SPON ADR	08/10/04	09/27/07	362.12	71.87		290.25
	4		08/11/04		724.24	143.73		580.51
125005500	11	POSCO SPON ADR	08/11/04	10/09/07	2,083.50	395.27		1,688.23
	29		08/13/04		5,492.85	1,040.29		4,452.56
125005600	1	POSCO SPON ADR	08/13/04	10/10/07	190.03	35.87		154.16
125005700	31	PITNEY BOWES INC	03/29/04	09/10/07	1,398.14	1,298.97		99.17
125005800	35	RAYTHEON COMPANY NEW	03/29/04	09/10/07	2,090.60	1,087.77		1,002.83
125005900	13	RIO TINTO PLC-GBP	06/23/04	07/17/07	3,980.17	1,239.35		2,740.82
125006000	5	RIO TINTO PLC-GBP TRADE AS OF 07/18/07	06/23/04	07/18/07	1,520.82	476.67		1,044.15
125006100	21	RIO TINTO PLC-GBP	06/23/04	07/19/07	6,528.34	2,002.03		4,526.31
125006300	14	SPRINT NEXTEL CORP	02/24/04	08/01/07	283.91	228.31		55.60
	221		03/05/04		4,461.79	3,807.10		674.69
125006400	78	TYSON FOODS INC-CL A	01/05/06	05/09/07	1,689.29	1,289.89		399.36
	27		01/06/06		588.21	452.34		135.87

**2007 YEAREND SUMMARY**



Smith Barney Reserved  
Client Statement  
2007 Year End Summary

LEONETTE FOUNDATION  
Account Number 

Details of Long Term Gain (Loss) 2007 - continued

Reference Number	Quantity	Security Description	Opening Trade Date	Closing Trade Date	Sale Proceeds	Cost	(Loss)	Gain
125006500	151	TYSON FOODS INC-CL A TRADE AS OF 05/10/07	01/06/06	05/10/07	\$ 3,269.80	\$ 2,529.78		\$ 740.02
125006600	28	TYSON FOODS INC-CL A	01/06/06	07/05/07	663.14	469.10		194.04
125006700	49	TYSON FOODS INC-CL A	01/06/06	07/08/07	1,159.46	820.92		338.54
	64		02/03/06		1,514.40	914.04		600.36
125006800	12	UNION PACIFIC CORP	07/01/03	04/23/07	1,407.45	696.12		711.33
125006900	29	UNION PACIFIC CORP	07/01/03	04/24/07	3,370.03	1,682.29		1,687.74
125007000	29	UNION PACIFIC CORP	07/01/03	09/10/07	3,075.30	1,682.29		1,393.01
125007300	34	VERIZON COMMUNICATIONS	09/02/03	09/10/07	1,397.18	1,150.22		246.96
	8		09/23/03		328.75	255.16		73.59
	49		09/24/03		2,013.59	1,554.15		459.44
125007400	88	VIACOM INC NEW CLASS B	12/03/04	09/10/07	3,405.60	3,835.63	(430.03)	
125007500	58	WELLS FARGO & CO NEW	05/11/04	09/10/07	2,038.84	1,590.10		448.74
<b>Total</b>					<b>\$ 189,100.20</b>	<b>\$ 133,487.71</b>	<b>(\$ 26,426.42)</b>	<b>\$ 73,038.91</b>

Details of Deposits and Withdrawals 2007

2007 YEAR END SUMMARY

**Smith Barney Reserved  
Client Statement  
2007 Year End Summary**

LEONETTE FOUNDATION  
Account Number [REDACTED]

ns	Total capital gain distributions	Unrecaptured Sec. 1250 gain	Section 1202 gain	Alternative minimum tax

2007

YEAR

**Details of Short Term Gain (Loss) 2007**

This section shows your sales of securities during the year. The "Sale Proceeds" column excludes any accrued income you may have received. In addition, although cash in lieu less than \$20 is not included on Form 1099-B (if applicable), it is included in this section. Please note, this material is being prepared for informational purposes only and should not be used for tax preparation without the assistance of your tax advisor.

Reference number	Quantity	Security Description	Opening Trade Date	Closing Trade Date	Sale Proceeds	Cost	(Loss)	Gain
125000300	2	AMGEN INC	05/26/06	05/23/07	\$ 109.04	\$ 136.94	(\$ 27.90)	
125000350	94	APPLE INC	09/19/06	06/19/07	11,646.45	6,932.49		4,713.96
125000600	160	BAKER HUGHES INC	07/20/06	01/31/07	10,999.82	12,790.45	(1,790.63)	
125000900	50	FRANKLIN RESOURCES INC	03/12/07	11/02/07	6,005.15	6,029.22	(24.07)	
125000900	95	JABIL CIRCUIT INC TRADE AS OF 05/04/07	05/26/06	05/04/07	2,257.22	3,342.30	(1,085.08)	
125001200	30	KOHL'S CORP	05/17/06	05/04/07	2,205.48	1,718.55		486.93
125001500	12	QUALCOMM INC	09/22/06	09/12/07	452.65	453.72	(1.07)	
125001600	106	QUEST DIAGNOSTICS INC	05/26/06	01/18/07	5,308.76	5,988.52	(679.76)	
125001700	26	QUEST DIAGNOSTICS INC	06/07/06	05/31/07	1,268.55	1,486.19	(219.64)	
125001800	371	SILM CORP	05/26/06	03/12/07	15,435.94	20,317.55	(4,881.61)	
125001900	72	SANDISK CORP	11/16/06	10/29/07	3,040.38	3,375.24	(334.86)	
125002000	194	E W SCRIPPS CO CLASS A NEW	05/26/06	05/07/07	8,202.93	9,102.31	(899.38)	

END SUMMARY



Smith Barney Reserved  
Client Statement  
2007 Year End Summary

LEONETTE FOUNDATION  
Account Number [REDACTED]

Details of Short Term Gain (Loss) 2007 - continued

Reference Number	Quantity	Security Description	Opening Trade Date	Closing Trade Date	Sale Proceeds	Cost	(Loss)	Gain
125002300	87	WALGREEN CO NEW	08/19/07	10/12/07	\$ 3,383.88	\$ 3,814.38	(\$ 430.50)	
<b>Total</b>					<b>\$ 70,314.25</b>	<b>\$ 75,487.85</b>	<b>(\$ 10,374.50)</b>	<b>\$ 5,200.89</b>

Details of Long Term Gain (Loss) 2007

This section shows your sales of securities during the year. The 'Sale Proceeds' column excludes any accrued income you may have received. In addition, although cash in lieu less than \$20 is not included on Form 1099-B (if applicable), it is included in this section. Please note, this material is being prepared for informational purposes only and should not be used for tax preparation without the assistance of your tax advisor.

Reference Number	Quantity	Security Description	Opening Trade Date	Closing Trade Date	Sale Proceeds	Cost	(Loss)	Gain
125000100	28	AFLAC INC	10/15/03	07/25/07	\$ 1,553.79	\$ 997.16		\$ 556.63
	173		02/04/05		9,600.23	6,709.20		2,891.03
	33		05/26/05		1,831.26	1,547.49		283.77
125000200	75	AMGEN INC	07/01/03	05/04/07	4,762.17	4,899.75	(137.58)	
125000300	129	AMGEN INC	07/01/03	05/23/07	7,032.69	8,427.57	(1,394.88)	
	39		04/29/05		2,126.16	2,260.64	(134.48)	
125000400	40	APACHE CORP	07/08/04	01/18/07	2,635.89	1,809.23		826.66
	5		07/07/04		329.49	224.72		104.77
125000700	112	CISCO SYS INC	07/01/03	08/24/07	3,376.02	1,881.60		1,494.42
125001000	23	JOHNSON CONTROLS INC	05/26/06	09/26/07	2,644.05	1,917.80		726.45
125001100	57	JOHNSON CONTROLS INC	05/26/06	11/02/07	2,427.77	1,584.10		843.67
		TRADE AS OF 11/02/07						
125001300	38	MCGRAW HILL COS INC	07/16/04	08/24/07	1,921.35	1,405.94		515.41
125001400	73	METRONIC INC	07/01/03	11/02/07	3,414.68	3,483.56	(68.88)	
125001500	5	QUALCOMM INC	01/25/06	09/12/07	188.60	239.31	(50.71)	
	151		02/01/06		5,695.75	7,209.42	(1,513.67)	
	71		02/27/06		2,678.13	3,430.56	(752.43)	
	197		05/28/06		7,430.88	9,032.47	(1,601.59)	
125001700	181	QUEST DIAGNOSTICS INC	05/26/06	05/31/07	8,917.15	10,225.69	(1,408.54)	
125001900	146	SANDISK CORP	08/31/06	10/29/07	8,165.20	8,561.59	(2,396.39)	
	61		10/19/06		2,575.87	3,698.72	(1,122.85)	
	66		10/25/06		2,787.01	3,328.34	(541.33)	
125002100	415	STAPLES INC	03/29/04	09/26/07	8,961.58	7,066.35		1,895.23
125002200	35	UNITED TECHNOLOGIES CORP	05/28/06	09/26/07	2,798.27	2,183.89		604.28

2007 YEAR END SUMMARY



Smith Barney Reserved  
Client Statement  
2007 Year End Summary

LEONETTE FOUNDATION

Account Number [REDACTED]

Details of Long Term Gain (Loss) 2007 - continued

Reference Number	Quantity	Security Description	Opening Trade Date	Closing Trade Date	Sale Proceeds	Cost	(Loss)	Gain
125002300	261	WALGREEN CO NEW	07/01/03	10/12/07	\$ 10,151.65	\$ 7,856.10	(301.39)	\$ 2,295.55
	125		05/26/06		4,861.90	5,163.29	(65.02)	
	8		08/17/06		233.37	299.39		
<b>Total</b>					<b>\$ 107,000.91</b>	<b>\$ 105,452.78</b>	<b>(\$ 11,488.74)</b>	<b>\$ 13,037.87</b>

2007 YEAR END SUMMARY

